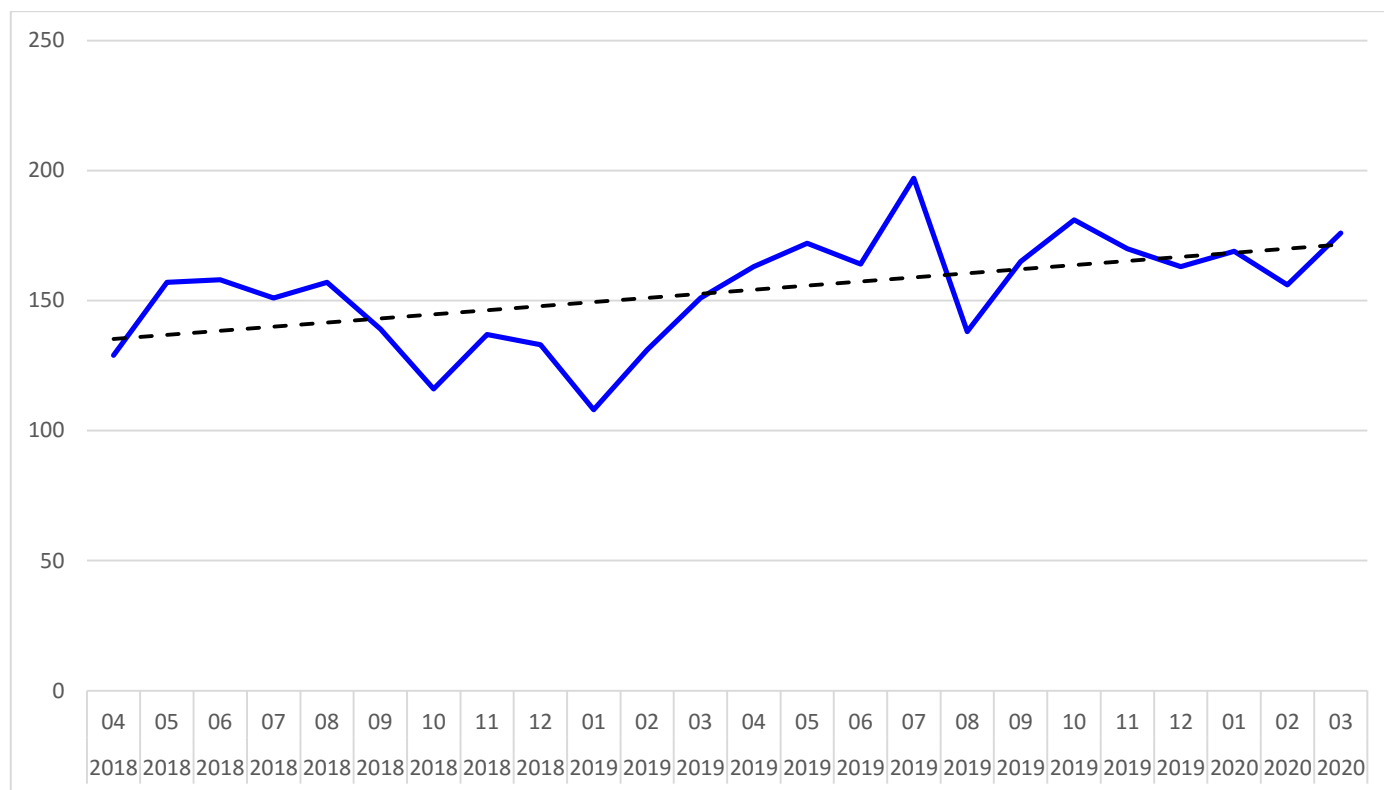


Total Hate Crimes – 12 months ending March 20

Trend Chart



Volumes by month and LPU

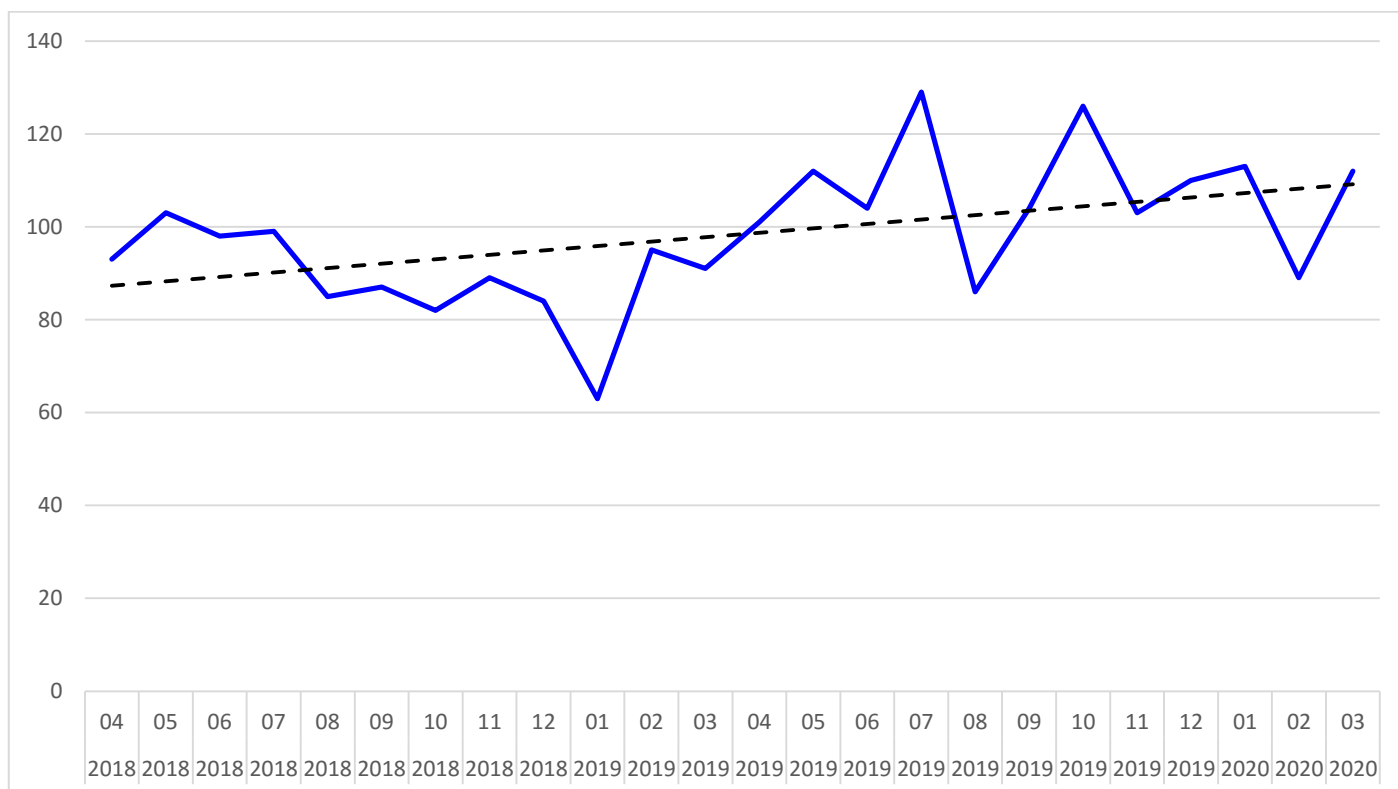
	CHESTER	CREWE	ELLESMERE PORT	MACCLESFIELD	NORTHWICH	RUNCORN	WARRINGTON	WIDNES	zz_NO LOCATION	TOTAL	
2019	04	23	30	17	22	8	11	39	11	2	163
2019	05	23	34	14	23	10	8	44	14	2	172
2019	06	14	26	18	31	6	15	36	18		164
2019	07	29	35	11	27	13	14	50	14	4	197
2019	08	20	26	12	13	11	10	41	5		138
2019	09	20	24	10	25	17	6	50	12	1	165
2019	10	29	24	10	43	6	10	48	8	3	181
2019	11	23	28	20	23	12	11	44	7	2	170
2019	12	32	25	11	23	19	14	27	12		163
2020	01	25	33	13	25	19	7	38	9		169
2020	02	15	22	11	28	12	12	27	27	2	156
2020	03	24	27	21	19	11	15	44	14	1	176
Rolling 12 Months		277	334	168	302	144	133	488	151	17	2,014
Current Quarter		64	82	45	72	42	34	109	50	3	501

The total number of recorded hate crimes for the 12 month period ending March 2020 increased by 21% (+347 hate crimes) compared to the 12 months ending March 2019. The largest percentage increase by Local Policing Unit was in Widnes which saw a 39% increase (+42 hate crimes). In terms of the specific 'offence' types, the most frequent hate offence during the 12 months ending March 2020 related to causing 'public fear alarm or distress' (56%).



Racial Hate Crimes – 12 months ending March 20

Trend Chart



Volumes by month and LPU

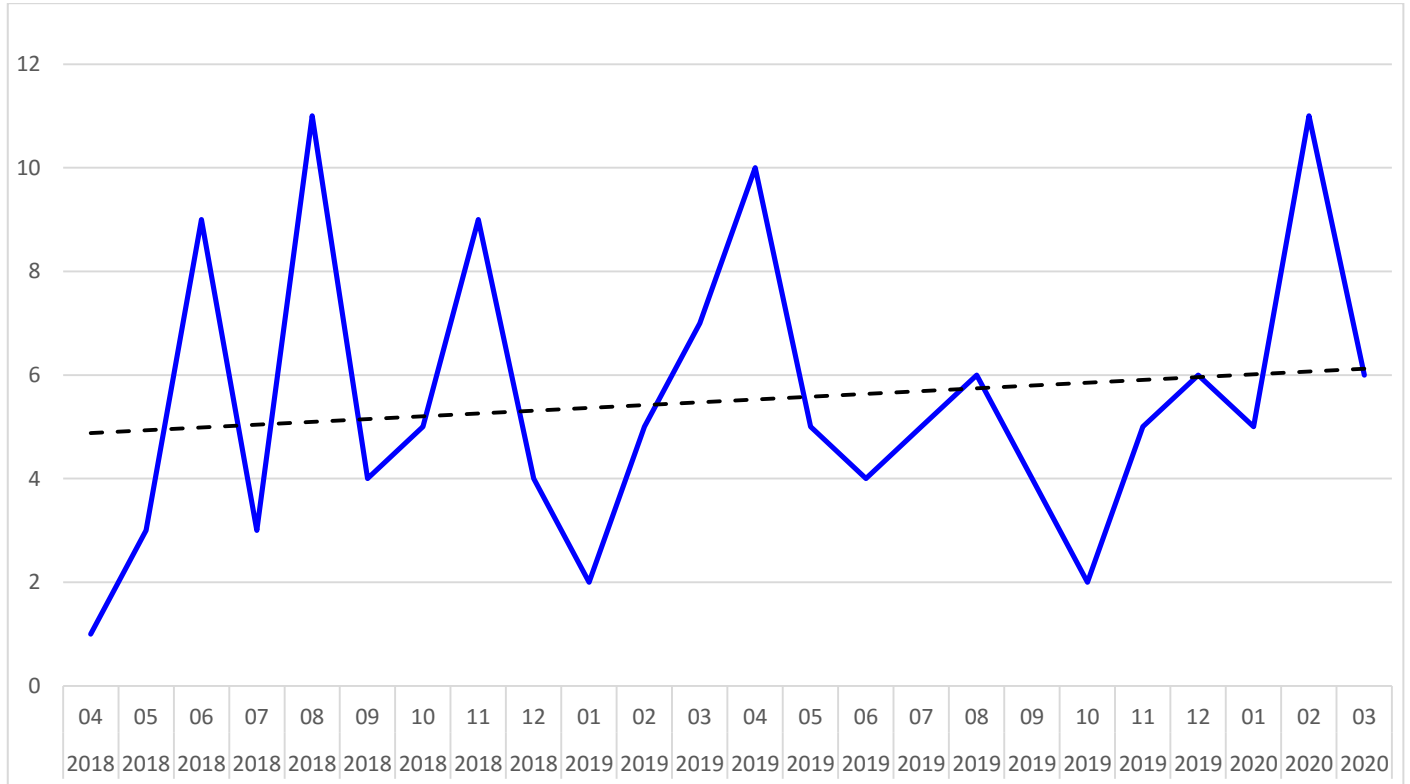
		CHESTER	CREWE	ELLESMERE PORT	MACCLESFIELD	NORTHWICH	RUNCORN	WARRINGTON	WIDNES	zz_NO LOCATION	TOTAL
2019	04	16	21	9	11	5	6	25	7	1	101
2019	05	14	27	10	14	6	6	30	4	1	112
2019	06	12	17	8	21	2	9	23	12		104
2019	07	22	19	7	13	9	6	38	11	4	129
2019	08	13	17	7	6	7	4	29	3		86
2019	09	15	16	6	12	11	2	34	7	1	104
2019	10	18	16	7	30	3	7	37	6	2	126
2019	11	14	15	9	13	6	8	31	5	2	103
2019	12	25	20	8	16	9	5	19	8		110
2020	01	19	20	12	16	15	3	23	5		113
2020	02	7	12	7	16	4	5	17	19	2	89
2020	03	16	19	13	9	8	9	27	10	1	112
Rolling 12 Months		191	219	103	177	85	70	333	97	14	1,289
Current Quarter		42	51	32	41	27	17	67	34	3	314

The number of recorded racial hate crimes for the 12 month period ending March 2020 increased by 21% (+220 hate crimes) compared to the 12 months ending March 2019. The largest percentage increase by Local Policing Unit was in Warrington which saw a 39% increase (+94 hate crimes). In terms of the specific 'offence' types, the most frequent racial hate offence during the 12 months ending March 2020 related to causing 'public fear alarm or distress' (61%).



Religion or Belief Hate Crimes – 12 months ending March 20

Trend Chart



Volumes by month and LPU

		CHESTER	CREWE	ELLESMERE PORT	MACCLESFIELD	NORTHWICH	RUNCORN	WARRINGTON	WIDNES	TOTAL
2019	04	1	1	3	3	1		1		10
2019	05	1	2		1			1		5
2019	06		1	1			1	1		4
2019	07	1			1		1	2		5
2019	08	1	1				2	2		6
2019	09				1	1		2		4
2019	10		2							2
2019	11				3	1		1		5
2019	12		1			2	1	2		6
2020	01		4						1	5
2020	02	5	1			1	2	1	1	11
2020	03				4			1	1	6
Rolling 12 Months		9	13	4	13	6	7	14	3	69
Current Quarter		5	5	0	4	1	2	2	3	22



Volumes by type of religion or belief

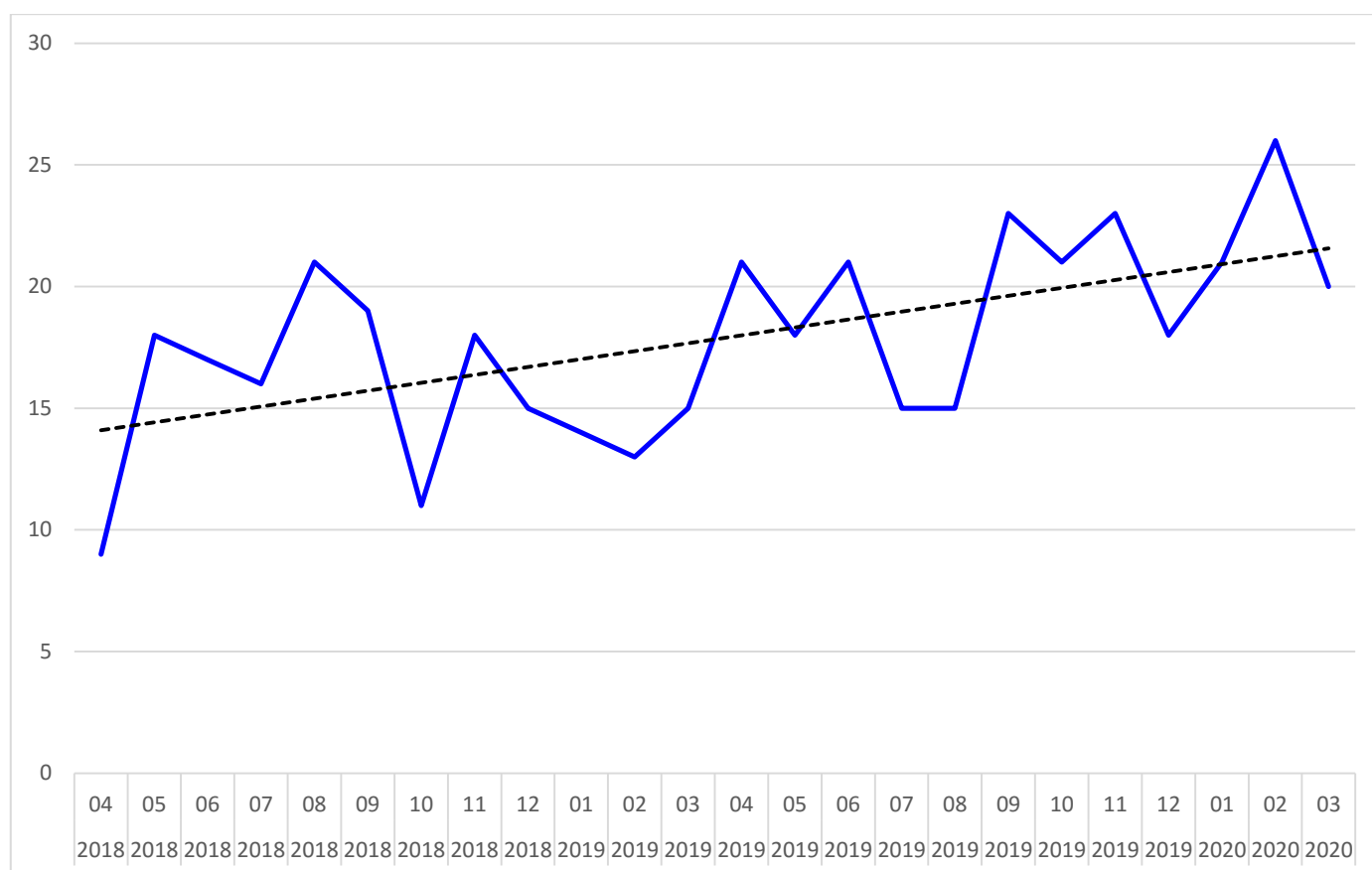
		Religion or belief - Anti Buddhist	Religion or belief - Anti Christian	Religion or belief - Anti Jewish	Religion or belief - Anti Muslim	Religion or belief - Anti other	Religion or belief - Anti Sikh	Religion or belief - unknown	TOTAL
2019	03	1			3	2		1	7
2019	04				6	2		2	10
2019	05		2	1	2				5
2019	06			1	2	1			4
2019	07			1	1		2	1	5
2019	08		1		4	1			6
2019	09			1	1			2	4
2019	10				2				2
2019	11		1	1	2	1			5
2019	12		1	2	3				6
2020	01				5				5
2020	02	1		3	7				11
2020	03		3		1	2			6
Rolling 12 Months		1	8	10	36	7	2	5	69
Current Quarter		1	3	3	13	2	0	0	22

The number of recorded religion or belief hate crimes for the 12 month period ending March 2020 increased by 10% (+6 hate crimes) compared to the 12 months ending March 2019. 52% (36) of all religion or belief hate crimes were anti-Muslim. In terms of the specific 'offence' types, the most frequent religion or belief hate offence during the 12 months ending January 2020 related to causing 'public fear alarm or distress' (43%).



Disability Hate Crimes – 12 months ending March 20

Trend Chart



Volumes by month and LPU

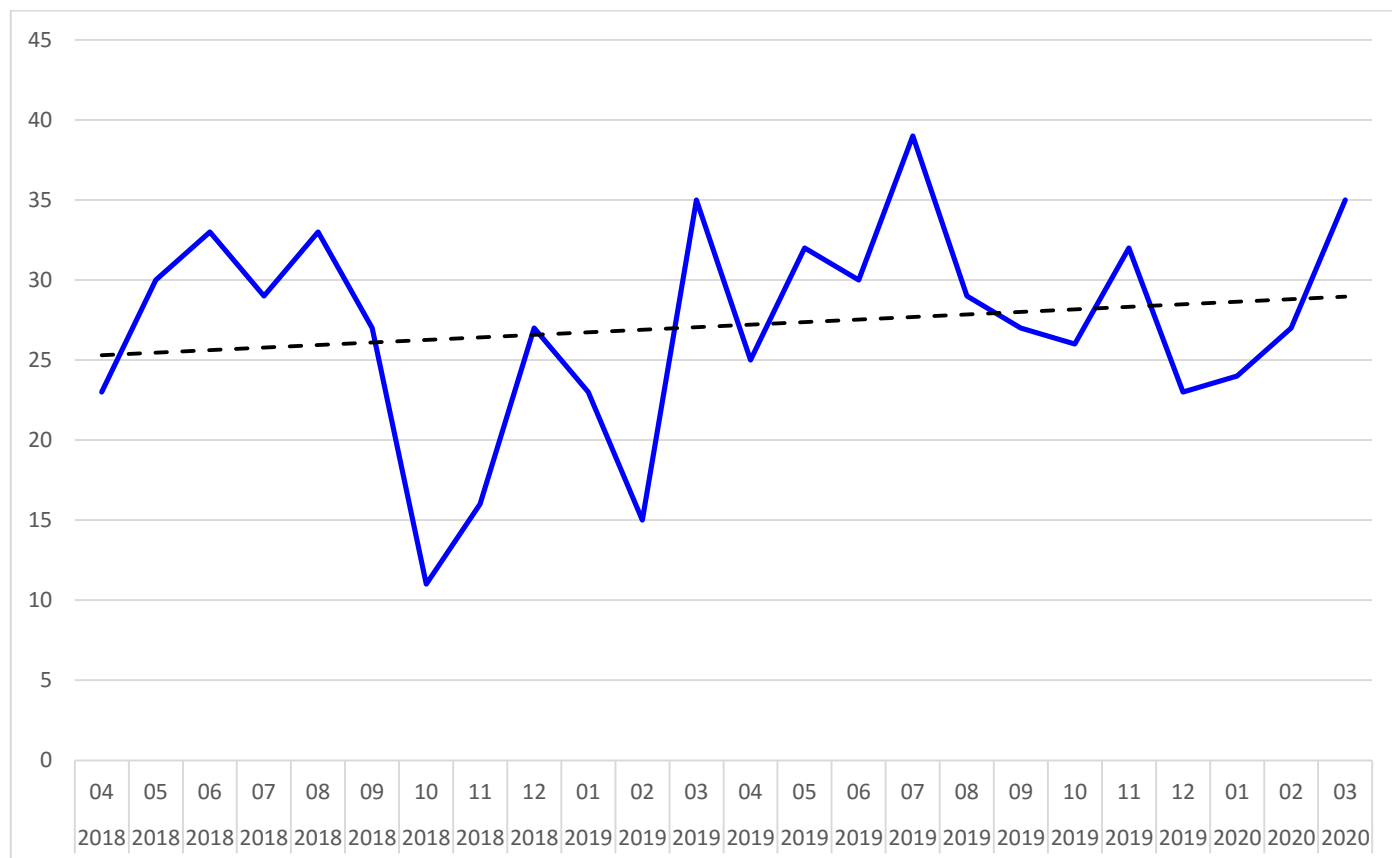
	CHESTER	CREWE	ELLESMERE PORT	MACCLESFIELD	NORTHWICH	RUNCORN	WARRINGTON	WIDNES	zz_NO LOCATION	TOTAL
2019 04	2	2	2	4	1	1	4	4	1	21
2019 05	2	3	2	3	1	1	1	5		18
2019 06	1	1	5	3	3	4	3	1		21
2019 07	3	3	3		2	1	3			15
2019 08	1	5	1		1	1	4	2		15
2019 09	3	3	2	5	2	3	2	3		23
2019 10	5	2	2	5	1	1	5			21
2019 11	2	7	2	3		2	7			23
2019 12	1	2	2	3	3	3	3	1		18
2020 01	3	4		4	1		8	1		21
2020 02	1	4	1	5	5	2	5	3		26
2020 03	7	3		1	3	3	2	1		20
Rolling 12 Months	31	39	22	36	23	22	47	21	1	242
Current Quarter	11	11	1	10	9	5	15	5	0	67

The number of recorded disability hate crimes for the 12 month period ending March 2020 increased by 30% (+56 hate crimes) compared to the 12 months ending March 2019. The largest percentage increase by Local Policing Unit was in Macclesfield which saw an 89% increase (+17 hate crimes). In terms of the specific 'offence' types, the most frequent disability hate offence during the 12 months ending March 2020 related to causing 'public fear alarm or distress' (46%).



Sexual Orientation Hate Crimes – 12 months ending March 20

Trend Chart



Volumes by month and LPU

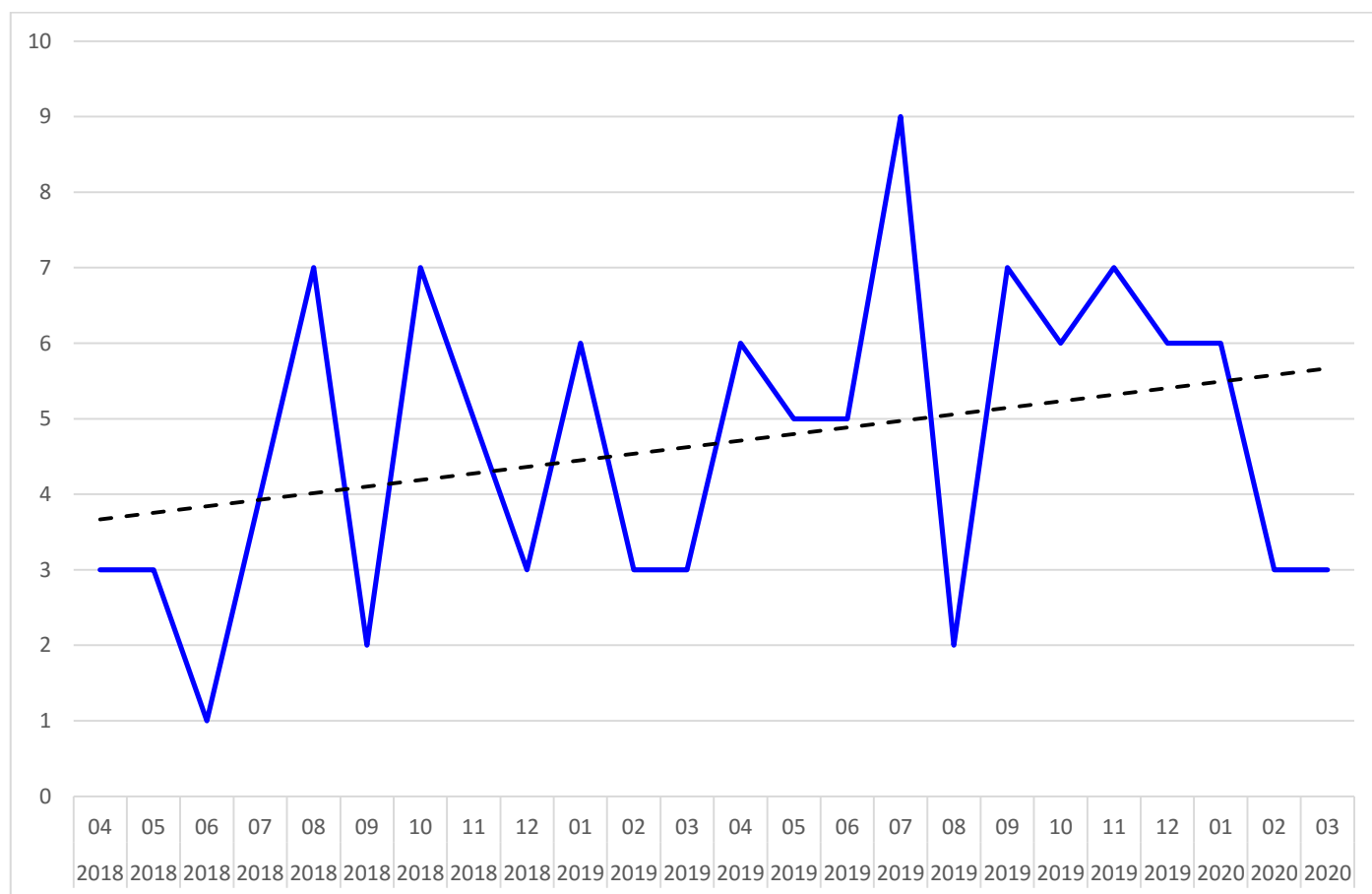
	CHESTER	CREWE	ELLESMERE PORT	MACCLESFIELD	NORTHWICH	RUNCORN	WARRINGTON	WIDNES	zz_NO LOCATION	TOTAL
2019	04	3	6	3	2	1	4	6		25
2019	05	5	2	2	4	3	1	10	5	32
2019	06	1	5	3	5	1	1	9	5	30
2019	07	3	10	1	9	1	5	7	3	39
2019	08	5	3	4	6	3	3	5		29
2019	09	2	4	2	6	3		8	2	27
2019	10	6	4	1	4	1	2	5	2	26
2019	11	7	4	9	2	5	1	2	2	32
2019	12	5	2	1	3	3	3	3	3	23
2020	01	3	5	1	4	1	2	6	2	24
2020	02	2	5	3	5	2	2	4	4	27
2020	03	1	5	6	5		3	13	2	35
Rolling 12 Months		43	55	36	55	24	27	78	30	349
Current Quarter		6	15	10	14	3	7	23	8	86

The number of recorded sexual orientation hate crimes for the 12 month period ending March 2020 increased by 16% (+47 hate crimes) compared to the 12 months ending March 2019. The largest percentage increase by Local Policing Unit was in Macclesfield which saw a 104% increase (+28 hate crimes). In terms of the specific 'offence' types, the most frequent sexual orientation hate offence during the 12 months ending March 2020 related to causing 'public fear alarm or distress' (50%).



Transgender Hate Crimes – 12 months ending March 20

Trend Chart



Volumes by month and LPU

	CHESTER	CREWE	ELLESMERE PORT	MACCLESFIELD	NORTHWICH	RUNCORN	WARRINGTON	WIDNES	zz_NO LOCATION	TOTAL
2019 04	1			2			3			6
2019 05	1			1			2		1	5
2019 06		2	1	2						5
2019 07		3		4	1	1				9
2019 08				1			1			2
2019 09		1		1		1	4			7
2019 10				4	1		1			6
2019 11		2		2			3			7
2019 12	1			1	2	2				6
2020 01				1	2	2	1			6
2020 02				2		1				3
2020 03			2				1			3
Rolling 12 Months	3	8	3	21	6	7	16	0	1	65
Current Quarter	0	0	2	3	2	3	2	0	0	12

The number of recorded transgender hate crimes for the 12 month period ending March 2020 increased by 38% (+18 hate crimes) compared to the 12 months ending March 2019. The largest percentage increase by Local Policing Unit was in Macclesfield which saw a 110% increase (+11



hate crimes). In terms of the specific 'offence' types, the most frequent transgender hate offence during the 12 months ending March 2020 related to 'malicious communication' (28%).

