



# EXPOSURE OF INTIMATE PARTS (EIP) STOP SEARCHES

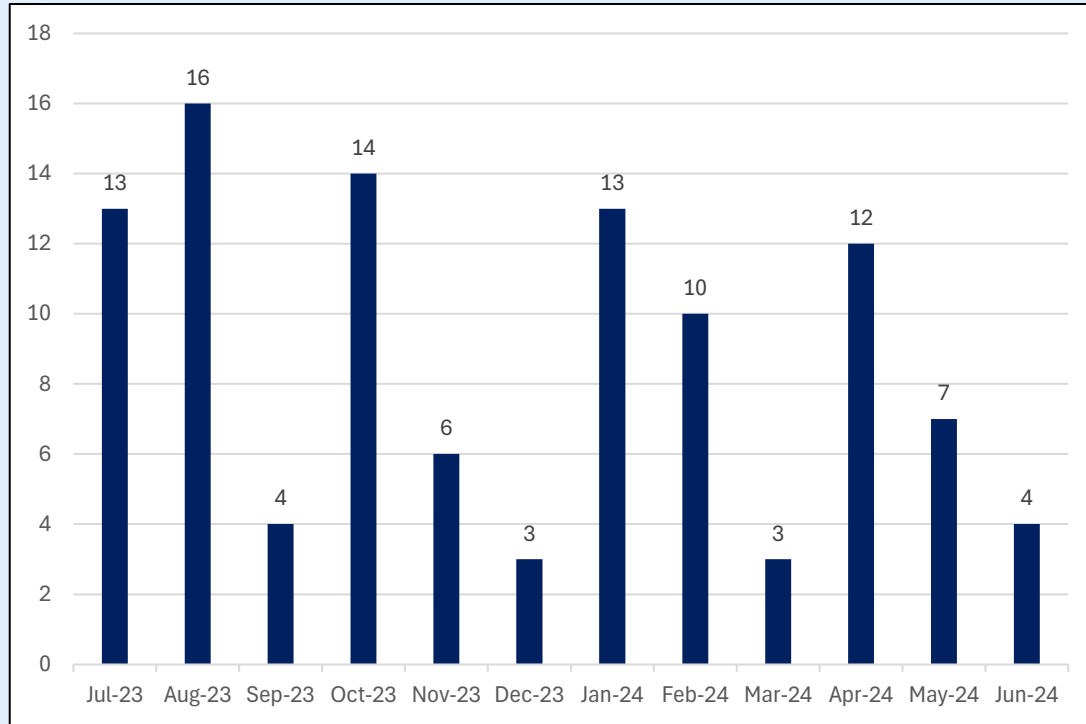
APRIL 2024 – JUNE 2024

All slides to be treated as OFFICIAL SENSITIVE

## EIP Stop Searches Summary

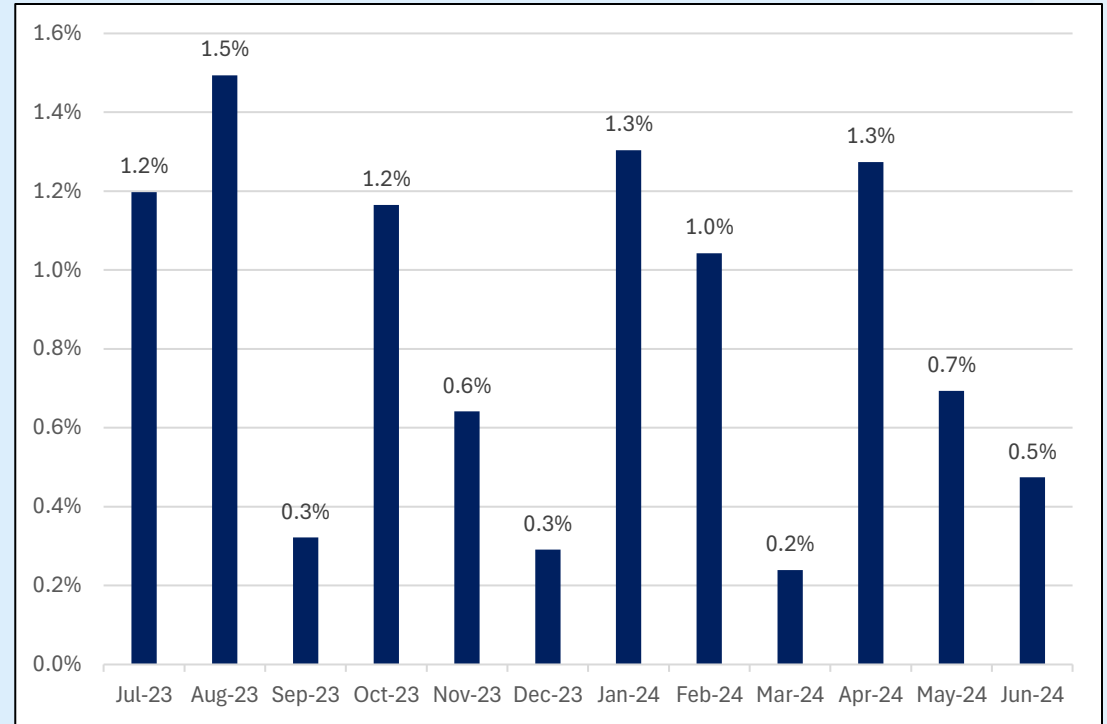
- Over the latest quarter (23) the volume of EIP searches saw a small decrease (-3, -11.5%) on the previous quarter (26)
- The highest volume of EIP searches over the latest quarter occurred in Warrington (9, 39.1%).
- Police Action was taken in 12 (52.2%) EIP searches.
- 43.5% (10) of EIP stop searches with an outcome resulted in Arrest.

Force EIP Search Volumes at Force Level (Jul 23 – Jun 24)



Over the latest quarter (23) the volume of EIP searches saw a small decrease (-3, -11.5%) on the previous quarter (26)

Force EIP Searches as % of all Force Stop Searches (Jul 23 – Jun 24)



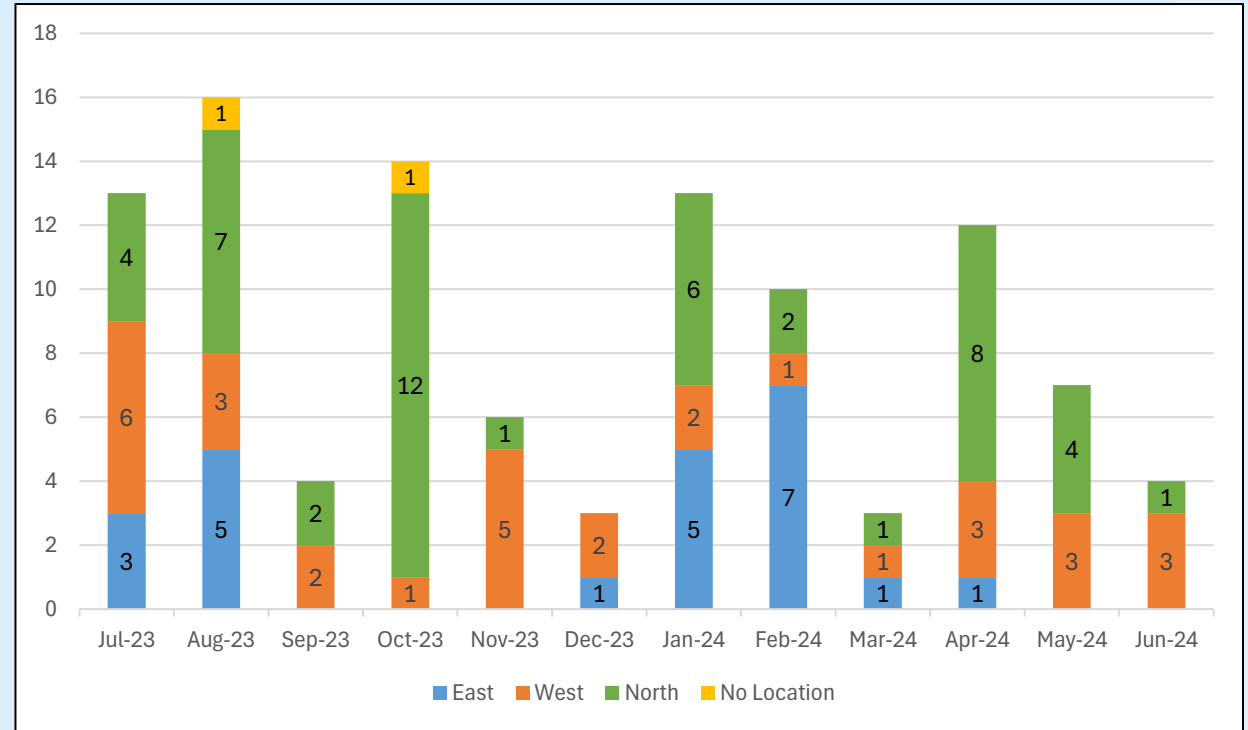
Over the latest quarter EIP searches have accounted for 0.8% of all Force Stop Searches.

EIP Search Volumes by LPU (Apr 24 – Jun 24)

LPU	Total
Warrington	9
Northwich	4
Widnes	4
Chester	1
Congleton	1
Ellesmere Port	1
<b>Total</b>	<b>23</b>

The highest volume of EIP searches over the latest quarter occurred in Warrington (9, 39.1%).

EIP Search Monthly Volumes by Area (Jul 23 – Jun 24)



The Northern (13) & Western (9) Areas recorded similar volumes of EIP searches in the latest quarter whereas the Eastern Area only recorded 1x EIP search.

EIP Stop Searches broken down by Age Range and Gender (Apr 24 – Jun 24)

Age Range	Male	Female	Unknown	Total
10 to 17	1			<b>1</b>
18 to 24	4			<b>4</b>
25 to 34	9			<b>9</b>
35 and over	6	3		<b>9</b>
N/A				<b>0</b>
<b>Total</b>	<b>20</b>	<b>3</b>		<b>23</b>

The highest number of individuals subject to an EIP search were males aged 25-34 Years Old (9, 34.6%). All Females searched were over 35 Years Old.

An EIP search was conducted on a 17 Years Old Male in Northwich on 16/05/24. This was subject to a compliance check on 18/05/24.

EIP stop searches by Self-Defined Ethnicity (Apr 24 – Jun 24)

Self-Defined Ethnic Group	Total
White	23
<b>Total</b>	<b>23</b>

All individuals subject to an EIP stop search self-defined as White.

EIP Search where outcome linked to object of search (Apr 24 – Jun 24)

EIP Search	2023						2024						Total
	Jul	Aug	Sep	Oct	Nov	Dec	Jan	Feb	Mar	Apr	May	Jun	
EIP Search	13	16	4	14	6	3	13	10	3	12	7	4	<b>105</b>
Object found	7	11	1	7	3	1	7	2	3	5	4	1	<b>52</b>
<b>% Object found</b>	<b>53.8%</b>	<b>68.8%</b>	<b>25.0%</b>	<b>50.0%</b>	<b>50.0%</b>	<b>33.3%</b>	<b>53.8%</b>	<b>20.0%</b>	<b>100.0%</b>	<b>41.7%</b>	<b>57.1%</b>	<b>25.0%</b>	<b>49.5%</b>

43.5% of EIP searches in the latest quarter resulted in the object linked to the search being found. This is stable on the previous quarter (46.2%).

## EIP Search Outcomes by Object of Search (Apr 24 – Jun 24)

Object of Search		Controlled Drugs	Total
Action Taken	Arrest	10	10
	Community Resolution	1	1
	Other Positive Outcome	1	1
No Further Action	Nothing Found - No Further Action	11	11
Total		23	23

Police Action was taken in 12 (52.2%) EIP searches.