

OFFICIAL

STOP SEARCHES



JANUARY 2022 - DECEMBER 2022 (12 MONTHS)

Corporate Research and Analysis

[07\$23801]

OFFICIAL

CAVEATS

The data in the following report only includes data that have 'Cheshire Constabulary' recorded as the owning agency.

Please note that there was a period of time (May 2022) where an issue in Niche or PiPs meant a number of stop searches were not linked to a location. These have been reviewed and retrospectively rectified with the issue now resolved.

The data in the following report was run on 16/01/2023 and will therefore be subject to change in line with updates made to the source system.

There are a number of other caveats specific to this data set. These have been referenced throughout the report where appropriate and should be taken into consideration when reviewing the information presented.

HANDLING INSTRUCTIONS

This information has been provided for a specific policing purpose: please consider this when making decisions about further dissemination.

Table of Contents

CAVEATS 2

HANDLING INSTRUCTIONS..... 2

INTRODUCTION 5

METHOD 5

SUMMARY 5

 a) **Part 1 – PACE Code A Stop Searches** 5

 b) **Part 2 – Section 60 Stop Searches** 5

PART 1..... 6

1. PACE CODE A STOP SEARCH NUMBERS AND RATES..... 6

 Figure 1: PACE Code A stop search volumes Jan 22 – Dec 22 6

a) PACE CODE A STOP SEARCH TREND..... 7

 Figure 2: Stop Search Volumes trend over time (Jan 21-Dec 22)..... 7

b) PACE CODE A FORCE AREA STOP SEARCH TREND 7

 Figure 3: Stop Search Area Volumes trend over time (Jan 21-Dec 22) 7

c) DAILY PACE CODE A STOP SEARCH RATES..... 8

 Figure 4: Daily PACE Code A stop search rate per month Jan 22 – Dec 22 8

2. STOP SEARCH LOCATION & DAY OF WEEK..... 9

a) LOCATION OF PACE CODE A STOP SEARCHES 9

 Figure 5: Location of PACE Code A stop searches Jan 22 – Dec 22 9

c) PACE CODE A STOP SEARCHES BY DAY OF WEEK..... 9

 Figure 6: Weekday of PACE Code A stop searches Jan 22 – Dec 22 9

3. OBJECT OF SEARCH, LEGISLATION, OUTCOMES and POSITIVE OUTCOMES 10

a) OBJECT OF SEARCH & LEGISLATION USED..... 10

 Figure 7: PACE Code A stop search volumes by Object of Search and Legislation Jan 22 – Dec 22..... 10

b) OUTCOMES 10

 Figure 8: PACE Code A stop search volumes by Outcome Jan 22 – Dec 22 10

 Figure 9: Percentage of PACE Code A stop searches resulting in Police Action Taken Jan 22 – Dec 22 11

 Figure 10: Percentage of PACE Code A stop searches resulting in Arrest Jan 22 – Dec 22 11

4. PERSON ATTRIBUTES 12

a) AGE RANGE/GENDER (“Person”, and “Person & Vehicle” records only) 12

 Figure 11: PACE Code stop search volumes by Age Range and Gender Jan 22 – Dec 22..... 12

b) SELF DEFINED ETHNICITY (“Person”, and “Person & Vehicle” records only) 13

 Figure 12: PACE Code A stop search volumes by Self-Defined Ethnicity Jan 22 – Dec 22..... 13

c) OFFICER DEFINED ETHNICITY (“Person”, and “Person & Vehicle” records only) 14

OFFICIAL

Figure 13: PACE Code A stop search volumes by Officer Defined Ethnicity Jan 22 – Dec 22.....	14
Figure 14: PACE Code A stop search rate per 1,000 population by Officer Defined Ethnicity Jan 22 – Dec 22	14
5. 'FIND RATES' – THE LINK BETWEEN OUTCOME AND REASON OF PACE CODE A STOP SEARCHES: 1 JANUARY 2022 TO 31 DECEMBER 2022.....	15
a) 'FIND RATES' FOR STOP SEARCHES UNDER PACE CODE A	15
Figure 15: PACE Code A Stop Search Find Rate by Self Defined Ethnicity Jan 22 – Dec 22.....	15
b) OUTCOME LINKED STOP SEARCHES BY OBJECT OF SEARCH AND ETHNICITY	16
Figure 16: PACE Code A Outcome linked stop search volumes by Self Defined Ethnicity and Object of Search Jan 22 – Dec 22	16
Figure 17: PACE Code A stop search Find Rates by Self Defined Ethnicity and Object of Jan 22 – Dec 22.....	16
d) OUTCOME LINKED STOP SEARCHES BY OUTCOME AND ETHNICITY	17
Figure 18: PACE Code A outcome linked stop search volumes by self-defined ethnicity and outcome Jan 22 – Dec 22.....	17
Figure 19: Percentage breakdown of outcome linked stop searches by self-defined ethnicity and outcome Jan 22 – Dec 22	17
PART 2.....	18
1. CRIMINAL JUSTICE AND PUBLIC ORDER ACT 1994 (SECTION 60) STOP SEARCH NUMBERS AND RATES: 1 JANUARY 2022 TO 31 DECEMBER 2022	18

OFFICIAL

STOP SEARCH REPORT: 1 JANUARY 2022 TO 31 DECEMBER 2022 (i.e. 365 calendar days)

INTRODUCTION

The Force records the total number of stop search reports added to Niche per month. For the purposes of this report, stop search data is separated into two sections: Police and Criminal Evidence Act (PACE), Code A and Criminal Justice and Public Order Act 1994 (Section 60) stop searches.

The information has been provided for the Police Accountability Meeting.

METHOD

The data in this report was extracted from Cheshire Constabulary's crime recording system (Niche) via Power Bi on 16/01/2023.

The data is then processed in Microsoft Excel and analysed for trends and exceptions.

SUMMARY

a) Part 1 – PACE Code A Stop Searches

- There were 9,624 stop searches.
- Police Action was taken in 39.1% (3,765) of stop searches with an outcome.
- 16.6% (1,594) of stop searches with an outcome resulted in Arrest.
- 61.9% (5,959) of stop searches were for Controlled Drugs.
- The highest number of stop searches were conducted in Warrington LPU (1,416, 14.7%).
- Of the individuals stop searched, 81.3% (8,826) were Male; 75.7% (7,289) self-defined as White; and 24.9% (2,400) were aged 18-24.
- The stop search rate per 1,000 population is highest for individuals whose Self Defined Ethnic Group was Black or Black British (26.6 Stop Searches/1,000 pop). This is 3.8 times greater than the equivalent rate for individuals defined as White (7.0 per 1,000 pop).
- 22.8% (2,199) of stop searches resulted in Officers finding what they were searching for.

b) Part 2 – Section 60 Stop Searches

- There have been no Section 60 Stop Searches in the past year (Jan 22 – Dec 22)

PART 1

1. PACE CODE A STOP SEARCH NUMBERS AND RATES

The total number of stop search reports recorded each month was as follows.

Between January 2022 and December 2022, there were 9,624 PACE Code A “Person”, “Person and Vehicle” or “Vehicle Only” Stop Search reports recorded on NICHE. There has been an overall upward trend over this time, with large volumes recorded in December 2022 (1,116). In the latest quarter (Oct 22-Dec 22) there has been 2,916 stop searches a large increase (+557, +23.6%) on the previous quarter (2,359). The latest quarter is almost double the amount (+94.5%, +1,417) compared to the same period last year (Jan 21-Dec 21, 1,499).

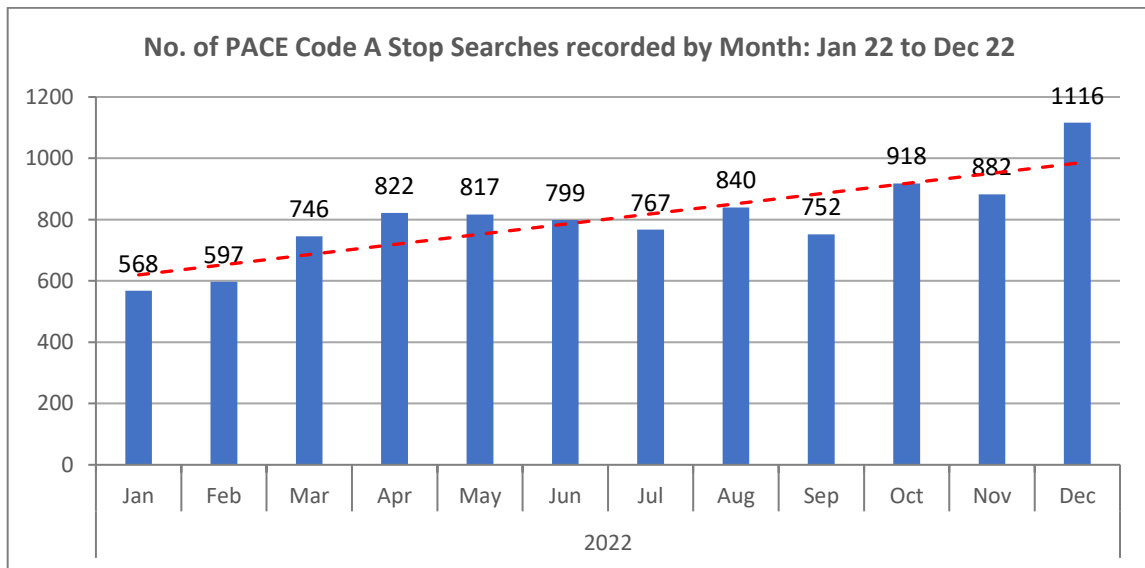


Figure 1: PACE Code A stop search volumes Jan 22 – Dec 22

a) PACE CODE A STOP SEARCH TREND

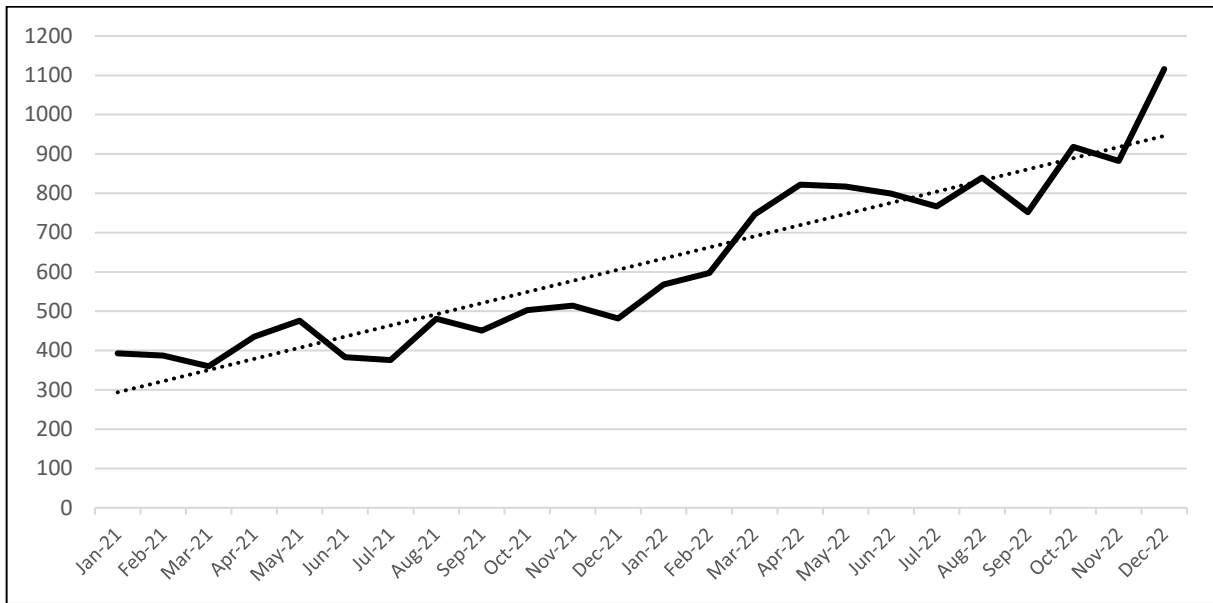


Figure 2: Stop Search Volumes trend over time (Jan 21-Dec 22)

The total number of PACE Code A stop searches recorded has increased (+83.6%, +4,383) when comparing 12 months to Dec 2022 with 12 months to Dec 2021. The volume of stop searches at the start of 2021 appears to be aligned with the lockdowns associated with COVID-19.

b) PACE CODE A FORCE AREA STOP SEARCH TREND

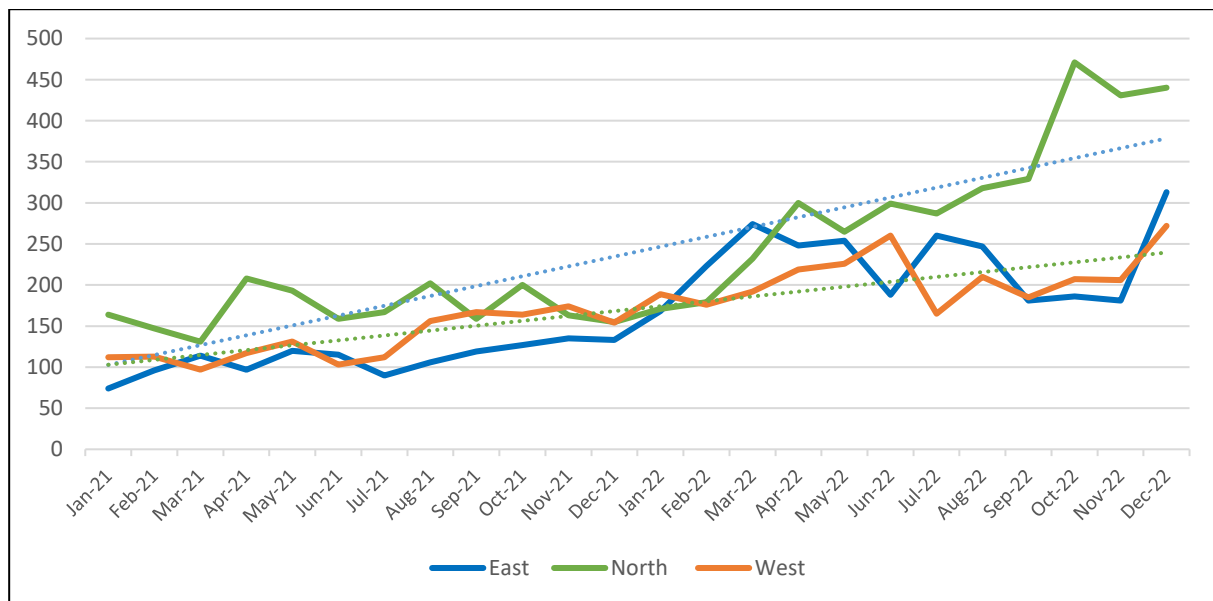


Figure 3: Stop Search Area Volumes trend over time (Jan 21-Dec 22)

In the most recent quarter, the Northern Area (1,342) has seen a large increase in the volume of Stop searches. All Areas have seen an increase in the volume of searches in December 2022 compared to November 2022, most notably in the Eastern Area (+132).

c) **DAILY PACE CODE A STOP SEARCH RATES**

As expected from the total volumes of stop searches during this period, the trend of the daily stop search rate per month is also steadily increasing. For the 12 months to December 2022, the number of stop searches per day was 26.4 compared to approximately 14.4 stop searches per day during 12 months to December 2021. As can be seen below, this ranged from 18.3 at its lowest in January to 36.0 at its peak most recently in December 2022. Decembers 2022's daily stop search figures are much higher (36.0 per day) to those seen in December 2021 (15.5 per day).

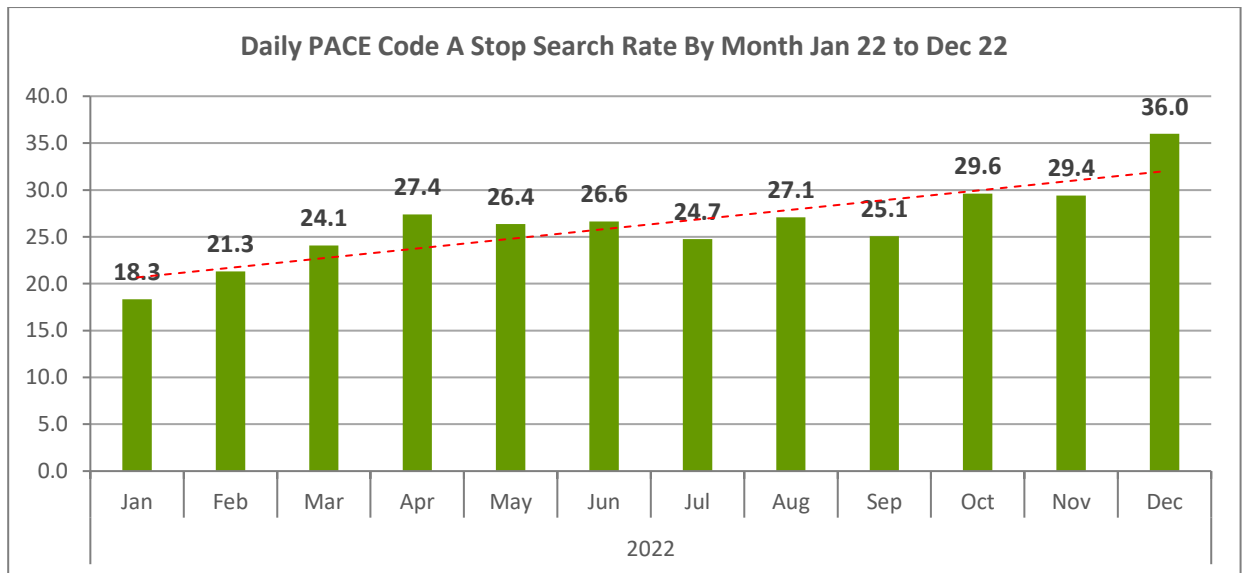


Figure 4: Daily PACE Code A stop search rate per month Jan 22 – Dec 22

OFFICIAL

2. STOP SEARCH LOCATION & DAY OF WEEK

a) LOCATION OF PACE CODE A STOP SEARCHES

Stop search location is recorded as free text within NICHE. The locations derived from these are as follows. The largest number of Stop Searches occurred in Warrington (1,416, 14.7%), Runcorn (1,331, 13.8%) and Crewe (1,304, 13.5%).

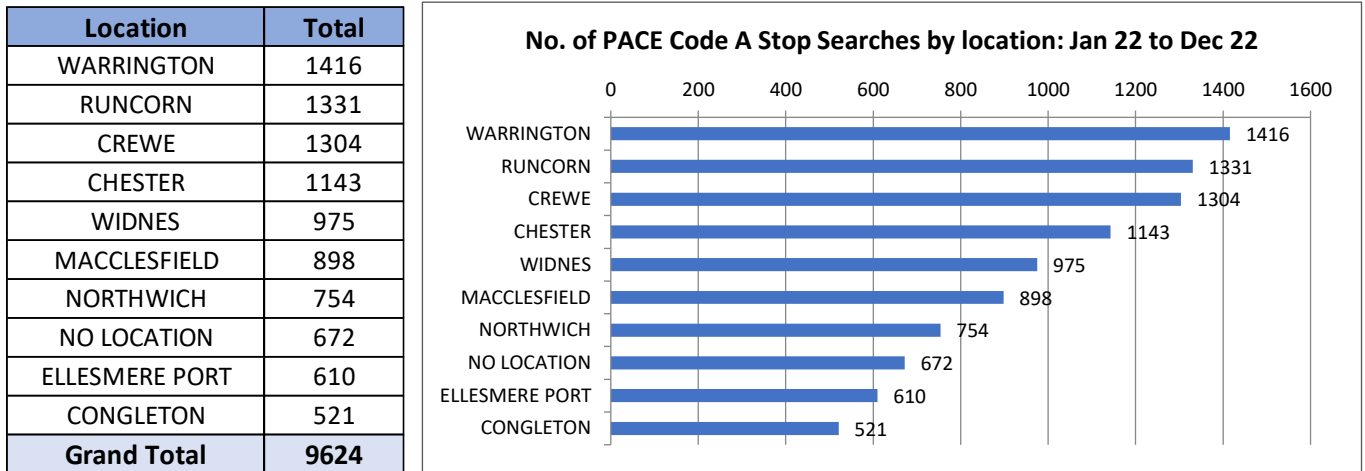


Figure 5: Location of PACE Code A stop searches Jan 22 – Dec 22

c) PACE CODE A STOP SEARCHES BY DAY OF WEEK

The most Stop Searches took place on a Saturday (1,842, 19.1%) followed by a Friday (1,447, 15.0%). The least number of stop searches were conducted on a Monday (1,069, 11.1%).

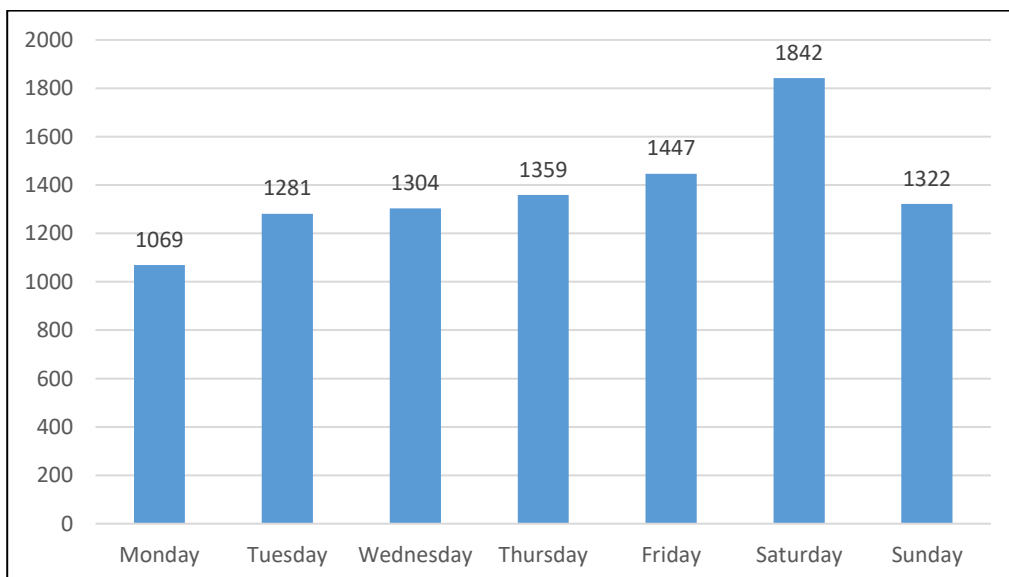


Figure 6: Weekday of PACE Code A stop searches Jan 22 – Dec 22

OFFICIAL

3. OBJECT OF SEARCH, LEGISLATION, OUTCOMES and POSITIVE OUTCOMES

a) OBJECT OF SEARCH & LEGISLATION USED

The majority of the PACE Code A Stop Searches recorded during this period were for Controlled Drugs (5,959, 61.9%).

Object of Search	Legislation Used									Grand Total
	Misuse of Drugs Act 1971 (S23)	PACE 1984 (S1)	Firearms Act 1968 (S47)	(blank)	Wildlife and Countryside Act 1981 (S19)	Terrorism Act 2000 (S43)	Conservation of Seals Act 1970 (S4)	Environmental Protection Act 1990 (S34B)	Criminal Justice Act 1988 (S139b)	
Controlled Drugs	3635	2242	42	32	2	4	2			5959
Offensive Weapons	889	563	15					1	1	1475
Articles intended for use in connection with theft	668	372	6	5	1					1052
Stolen Property	355	227	4		1					587
Articles intended for use in connection with Criminal Damage	246	141	2	4						393
Firearms	66	35	1							102
Fireworks	10	6								16
(blank)	9	5								14
Intoxicating liquor	4	3								7
ZZ_NoPurposeRecorded	1	4								5
Evidence of wildlife offences	2	3								5
Anything which may constitute evidence that they are a terrorist	1	3								4
Goods on which duty has not been paid, unlawful	2	1								3
Articles for use in theft	1									1
Crossbows, or parts of crossbows	1									1
Grand Total	5890	3611	70	41	4	4	2	1	1	9624

Figure 7: PACE Code A stop search volumes by Object of Search and Legislation Jan 22 – Dec 22

b) OUTCOMES

In most cases (5,816, 60.4%) nothing was found and no further action was taken. Police action was taken in 39.1% of cases (3,765) with 16.6% (1,594) of stop searches resulting in Arrest. In 43 Stop Searches no outcome was recorded which can affect police action taken.

Stop Searches by Outcome: January 2022 to December 2022			Total	% Split
Generalised Outcome	Detailed Outcome			
Police action Taken	Arrest		1594	16.6%
	Item found - No Further action / advice given		1065	11.1%
	Community Resolution		540	5.6%
	Article found - Detailed outcome unavailable		309	3.2%
	Summons / charge by post		131	1.4%
	ASB Warning		42	0.4%
	ASB Dispersal		27	0.3%
	Caution (simple or conditional)		25	0.3%
	Khat or Cannabis warning		14	0.1%
	ASB removal of U16		10	0.1%
	Alcohol Seized		8	0.1%
No Outcome Recorded	No Outcome Recorded		43	0.4%
Nothing found - NFA	Nothing found - No further action		5816	60.4%
Grand Total			9624	

Figure 8: PACE Code A stop search volumes by Outcome Jan 22 – Dec 22

c) POSITIVE OUTCOMES

For the period of Jan 22 to Dec 22, the percentage of PACE Code A stop searches which resulted in police action was 39.1%, although this ranged from 35.7% in Feb to 45.2% in Aug. Overall, the percentage has fluctuated slightly month to month showing an overall upward trajectory, despite some outliers within a selection of different months.

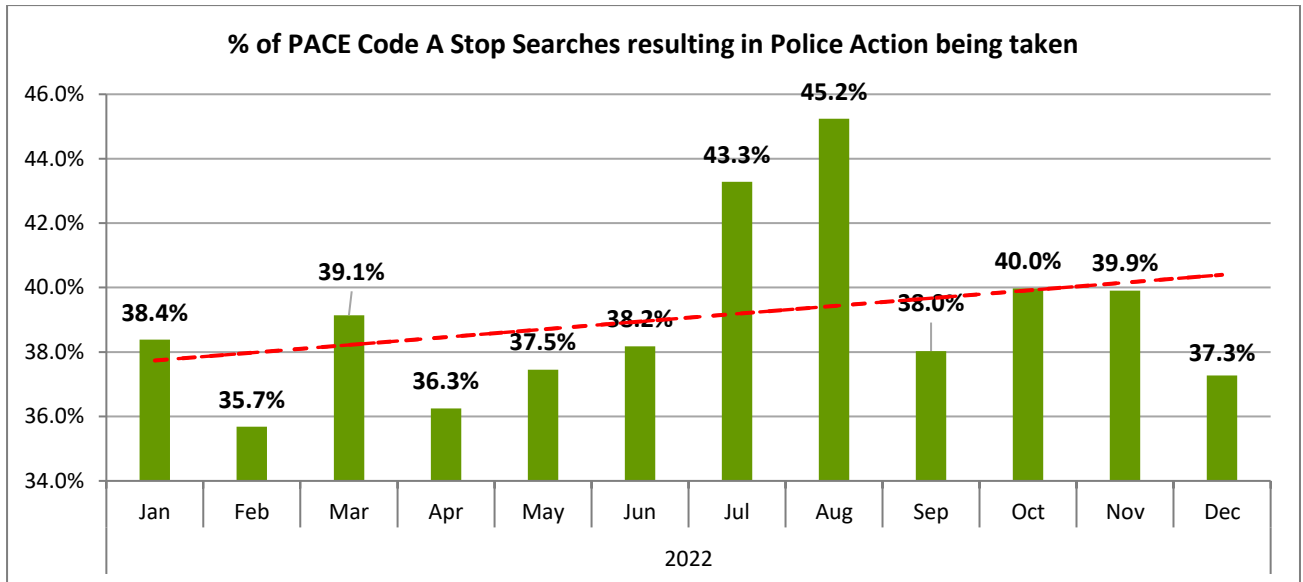


Figure 9: Percentage of PACE Code A stop searches resulting in Police Action Taken Jan 22 – Dec 22

Overall, there is a stable trend for stop searches resulting specifically in arrests (16.6% for the 12-month period) which differed slightly to police action overall, not showing as much fluctuation month to month. The lowest percentage for arrests specifically was in December 22 (13.3%) and the highest was in July 22 (21.4%).

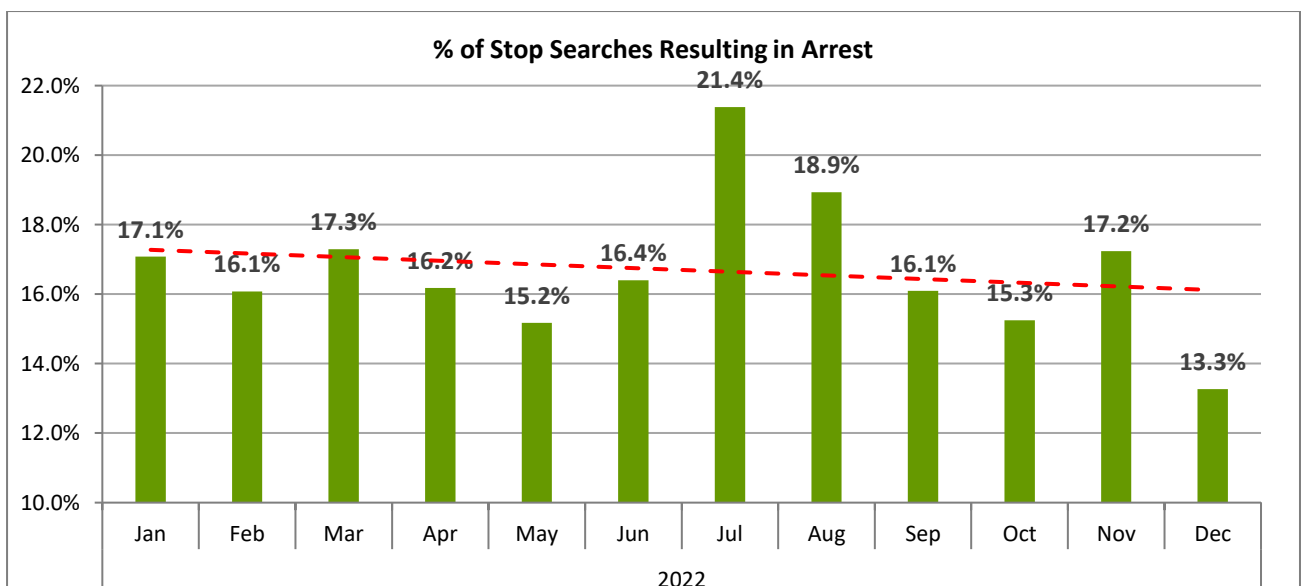


Figure 10: Percentage of PACE Code A stop searches resulting in Arrest Jan 22 – Dec 22

OFFICIAL

4. PERSON ATTRIBUTES

a) AGE RANGE/GENDER (“Person”, and “Person & Vehicle” records only)

Of the total number of individuals stop searched, 20.9% (2,014) were Males aged between 18 and 24. This is slightly a lower percentage to that which was seen at the end of December 21 (27.1%) possibly due to there being lower percentage of males being stop searched overall between Jan 22– Dec 22 (81.4%) than the year ending December 21 (86.0%).

Age Range	Gender			Grand Total
	Male	Female	Unknown	
10 to 17	1919	241	27	2187
18 to 24	2014	342	44	2400
25 to 34	1719	245	17	1981
35 and over	2033	371	19	2423
Not Collected	141	15	476	633
Grand Total	7826	1214	583	9624

Figure 11: PACE Code stop search volumes by Age Range and Gender Jan 22 – Dec 22

OFFICIAL

b) SELF DEFINED ETHNICITY (“Person”, and “Person & Vehicle” records only)

Number of Stop Searches per 1,000 population

The overall highest stop search rate per 1,000 population was for individuals whose Self Defined Ethnic Group was Black or Black British (26.6 Stop searches/1000 pop). This is just under 4 times greater (3.8) than the equivalent rate for individuals defined as White (7.0 searches/1000 pop). High volume of searches on those with an SDE of Black or Black British were conducted in July 2022 (23) and April 2022 (21) which has contributed to this high rate. Additionally, 81 of the 176 (46.0%) stop searches conducted on those with an SDE of Black or Black British were in the East.

Overall, the number of individuals stop searched from BME ethnic groups was low (468). However, 19.4% (1,867) of stop searched individuals were categorised as Not Stated and these individuals could fall into any of the Self Defined Ethnic groupings, thus impacting on the totals.

Self-Defined Ethnic Group	Self-Defined Ethnicities	Total	Population (2021 Census)	Stop Searches per 1000 pop
White	White - White British (W1)	6811	989198	6.89
	White - White Irish (W2)	75	7261	10.33
	White - Gypsy/Traveller (W3)	0	905	0.00
	White - Roma (W4)	0	874	0.00
	White - Any other White ethnic background (W9)	403	39947	10.09
White Total		7289	1038185	7.02
Asian or Asian British	Asian or Asian British - Indian (A1)	0	8540	0.00
	Asian or Asian British - Pakistani (A2)	0	3978	0.00
	Asian or Asian British - Bangladeshi (A3)	0	1623	0.00
	Asian or Asian British - Chinese (A4)	0	4624	0.00
	Asian or Asian British - Any other Asian ethnic background (A9)	54	6387	8.45
Asian or Asian British Total		54	25152	2.15
Black or Black British	Black or Black British - Caribbean (B1)	36	1342	26.83
	Black or Black British - African (B2)	55	4355	12.63
	Black or Black British - Any other Black ethnic background (B9)	85	919	92.49
Black or Black British Total		176	6616	26.60
Mixed	Mixed - White and Black Caribbean (M1)	48	4448	10.79
	Mixed - White and Black African (M2)	14	2723	5.14
	Mixed - White and Asian (M3)	27	6099	4.43
	Mixed - Any other Mixed ethnic background (M9)	85	4206	20.21
Mixed Total		174	17476	9.96
Other Ethnic Group	Any other ethnic Group - Arab (O2)	0	1938	0.00
	Other ethnic group - Any other ethnic group (O9)	64	6005	10.66
Any Other Ethnic Group Total		64	7943	8.06
Not Stated	Not Stated (NS)	1867	0	0.00
Not Stated Total		1867	0	0.00
Grand Total		9624	1095372	8.79

Figure 12: PACE Code A stop search volumes by Self-Defined Ethnicity Jan 22 – Dec 22

OFFICIAL

c) OFFICER DEFINED ETHNICITY (“Person”, and “Person & Vehicle” records only)

Number of Stop Searches per 1,000 population

The highest stop search rate per 1,000 population was for individuals whose Officer Defined Ethnicity was Black (44.44 stop searches/1,000 pop). This is approximately 5 times greater (5.3) than the equivalent rate for individuals defined as White (8.3 stop searches/1,000 pop).

Officer Defined Ethnicity	Total	Population (2021 Census)	Stop Searches per 1000 pop
White	8629	1038185	8.31
Asian	232	25152	9.22
Black	294	6616	44.44
Other	71	12436	5.71
Not recorded/Unknown	398	0	0.00
Grand Total	9624	1082389	8.89

Figure 13: PACE Code A stop search volumes by Officer Defined Ethnicity Jan 22 – Dec 22

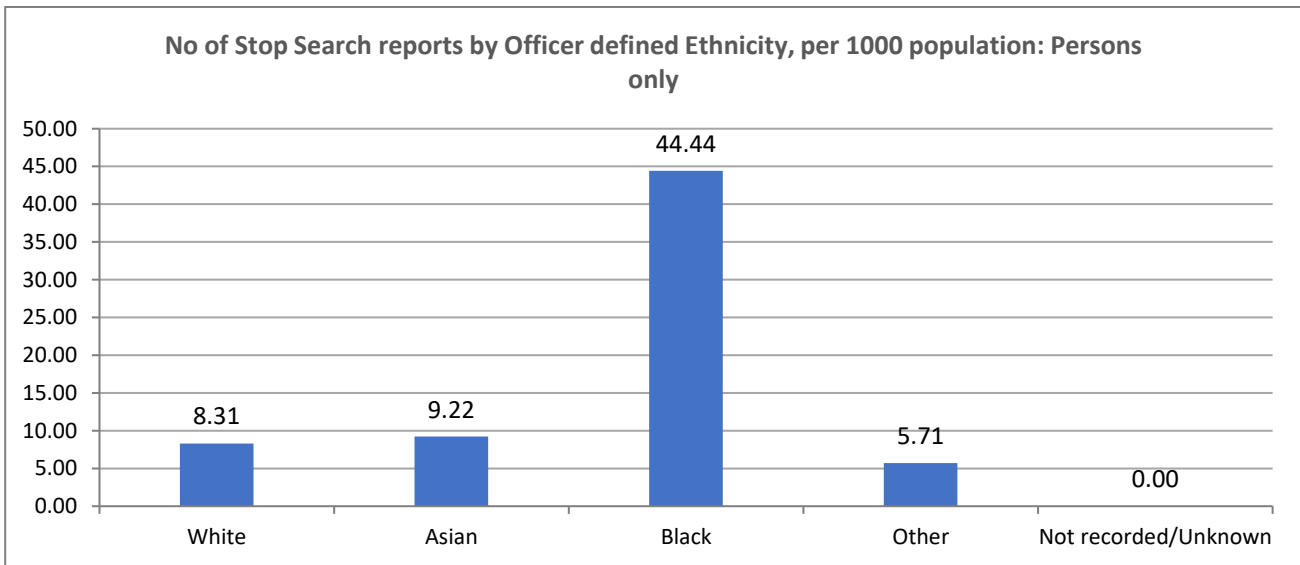


Figure 14: PACE Code A stop search rate per 1,000 population by Officer Defined Ethnicity Jan 22 – Dec 22

OFFICIAL

5. 'FIND RATES' – THE LINK BETWEEN OUTCOME AND REASON OF PACE CODE A STOP SEARCHES: 1 JANUARY 2022 TO 31 DECEMBER 2022

The Force records whether the outcome of stop searches is linked to the Object of the Search, e.g. an officer was searching for drugs and found drugs. The 'find rate' percentage is calculated by dividing the number of outcome-linked stop searches by the total number of stop searches.

a) 'FIND RATES' FOR STOP SEARCHES UNDER PACE CODE A

During the 12-month period ending December 2022, 23% (2,199) of all PACE Code A stop searches (9,624) resulted in an outcome that is linked to the Object of the Search.

The number of PACE Code A stop searches that are linked to the Object of the Search are higher for those whose self-defined ethnicity is Other (33%) and Asian (31%) compared to both White stop searched individuals (23%) and Black or Black British individuals (23%), as well as to the rate overall (23%).

PACE Code A Stop Searches	White	Asian or Asian British	Black or Black British	Mixed	Any other ethnic group	Not Stated	Grand Total
Number of Outcome Linked SS	1699	17	41	48	21	373	2199
Total Number of SS	7289	54	176	174	64	1867	9624
% Find Rate	23%	31%	23%	28%	33%	20%	23%

Figure 15: PACE Code A Stop Search Find Rate by Self Defined Ethnicity Jan 22 – Dec 22

OFFICIAL

b) OUTCOME LINKED STOP SEARCHES BY OBJECT OF SEARCH AND ETHNICITY

61.4% (1,350) of the outcome linked stop searches in the period were for Controlled Drugs, which is to be expected as the majority of the searches (61.9%) within this period were for Controlled Drugs.

Object of Search	White	Asian or Asian British	Black or Black British	Mixed	Other ethnic group	Not Stated	Grand Total
Controlled Drugs	1061	10	23	33	13	210	1350
Offensive Weapons	261	2	9	5	4	67	348
Articles intended for use in connection with theft	186	4	2	3	4	54	253
Stolen Property	98	1	2	5		21	127
Articles intended for use in connection with Criminal Damage	69		5	1		17	92
Firearms	17					2	19
(blank)	3					2	5
Evidence of wildlife offences	2						2
Crossbows, or parts of crossbows	1						1
Intoxicating liquor	1			1			2
Grand Total	1699	17	41	48	21	373	2199

Figure 16: PACE Code A Outcome linked stop search volumes by Self Defined Ethnicity and Object of Search Jan 22 – Dec 22

In searches where Controlled Drugs was the object of the search, the ‘find rate’ was higher for those who self-define as Other (42%).

The highest ‘find rate’ overall was for ‘Crossbows, or parts of crossbows’ (100%) although this only relates to 1 stop search with this object of search during this period which will affect the figures.

Object of Search	White	Asian or Asian British	Black or Black British	Mixed	Other ethnic group	Not Stated	Grand Total
Controlled Drugs	23%	33%	21%	29%	42%	19%	23%
Offensive Weapons	24%	29%	23%	19%	24%	22%	24%
Articles intended for use in connection with theft	23%	29%	29%	20%	31%	26%	24%
Stolen Property	23%	33%	20%	42%		16%	22%
Articles intended for use in connection with Criminal Damage	23%		56%	17%		22%	23%
Firearms	19%					18%	19%
(blank)	50%					25%	36%
Evidence of wildlife offences	40%						40%
Crossbows, or parts of crossbows	100%						100%
Intoxicating liquor	20%			100%			29%
Grand Total	23%	31%	23%	28%	33%	20%	23%

Figure 17: PACE Code A stop search Find Rates by Self Defined Ethnicity and Object of Jan 22 – Dec 22

OFFICIAL

d) OUTCOME LINKED STOP SEARCHES BY OUTCOME AND ETHNICITY

Outcome	White	Asian or Asian British	Black or Black British	Mixed	Other ethnic group	Not Stated	Total
Article found - Detailed outcome unavailable	163	4	2	2	1	36	208
Arrest	655	6	23	23	11	98	816
Other:	881	7	16	23	9	239	1175
Item found - No Further action / advice given	408	1	8	11	3	108	539
Community Resolution	348	4	6	8	4	95	465
Summons / charge by post	69	1	2	1	0	21	94
Nothing found - No further action	26	1	0	3	2	7	39
Caution (simple or conditional)	16	0	0	0	0	3	19
Khat or Cannabis warning	8	0	0	0	0	1	9
ASB Warning	4	0	0	0	0	2	6
ASB Dispersal	2	0	0	0	0	0	2
ASB removal of U16	0	0	0	0	0	1	1
Alcohol Seized	0	0	0	0	0	1	1
Total	1699	17	41	48	21	373	2199

Figure 18: PACE Code A outcome linked stop search volumes by self-defined ethnicity and outcome Jan 22 – Dec 22

Outcome	White	Asian or Asian British	Black or Black British	Mixed	Other ethnic group	Not Stated	Total
Article found - Detailed outcome unavailable	10%	24%	5%	4%	5%	10%	9%
Arrest	39%	35%	56%	48%	52%	26%	37%
Other:	52%	41%	39%	48%	43%	64%	53%
Item found - No Further action / advice given	24%	6%	20%	23%	14%	29%	25%
Community Resolution	20%	24%	15%	17%	19%	25%	21%
Summons / charge by post	4%	6%	5%	2%	0%	6%	4%
Nothing found - No further action	2%	6%	0%	6%	10%	2%	2%
Caution (simple or conditional)	1%	0%	0%	0%	0%	1%	1%
Khat or Cannabis warning	0%	0%	0%	0%	0%	0%	0%
ASB Warning	0%	0%	0%	0%	0%	1%	0%
ASB Dispersal	0%	0%	0%	0%	0%	0%	0%
ASB removal of U16	0%	0%	0%	0%	0%	0%	0%
Alcohol Seized	0%	0%	0%	0%	0%	0%	0%
Total	100%	100%	100%	100%	100%	100%	100%

Figure 19: Percentage breakdown of outcome linked stop searches by self-defined ethnicity and outcome Jan 22 – Dec 22

The above tables' assist in understanding the fairness and effectiveness of stop search by allowing the testing of disproportionality in terms of the way individuals from different ethnic backgrounds are dealt with when the item searched for is found.

When the item searched for was found, 37% resulted in Arrest while 53% resulted in an 'Other' method being utilised. Arrest, however, was more likely to be the outcome for those whose self-defined ethnicity was Black or Black British (56%), Other ethnic group (52%) & Mixed (48%).

OFFICIAL

Alternatives to arrest were used at a higher rate for those whose ethnicity was Not Stated (64%) and for those who self-defined as White (52%). In these cases, Item found - No Further action / advice given were most utilised. It should be kept in mind that the outcomes for those whose self-defined ethnicity was White will be closer to the rates of the searches overall because they account for the majority of the overall searches and low volumes of other ethnicities will make the percentages more volatile.

PART 2

1. CRIMINAL JUSTICE AND PUBLIC ORDER ACT 1994 (SECTION 60) STOP SEARCH NUMBERS AND RATES: 1 JANUARY 2022 TO 31 DECEMBER 2022

- There have been no Section 60 Stop Searches between January 2022 - December 2022.