

OFFICIAL

STOP SEARCH



APRIL 2022 - MARCH 2023 (12 MONTHS)

Corporate Research and Analysis

[07\$23801]

OFFICIAL

CAVEATS

The data in the following report only includes data that have 'Cheshire Constabulary' recorded as the owning agency.

Please note that there was a period of time (May 2022) where an issue in Niche or PiPs meant a number of stop searches were not linked to a location. These have been reviewed and retrospectively rectified with the issue now resolved.

The data in the following report was run on 25/04/2023 and will therefore be subject to change in line with updates made to the source system.

There are a number of other caveats specific to this data set. These have been referenced throughout the report where appropriate and should be taken into consideration when reviewing the information presented.

HANDLING INSTRUCTIONS

This information has been provided for a specific policing purpose: please consider this when making decisions about further dissemination.

Table of Contents

CAVEATS 2

HANDLING INSTRUCTIONS 2

INTRODUCTION 5

METHOD 5

SUMMARY 5

 a) **Part 1 – All Stop Searches** 5

 b) **Part 2 – Section 60 Stop Searches** 5

PART 1 6

1. PACE CODE A STOP SEARCH NUMBERS AND RATES 6

 Figure 1: PACE Code A stop search volumes Apr 22 – Mar 23 6

a) FORCE STOP SEARCH TREND 7

 Figure 2: Stop Search Volumes trend over time (Apr 21-Mar 23) 7

b) AREA STOP SEARCH TREND 7

 Figure 3: Stop Search Area Volumes trend over time (Apr 21-Mar 23) 7

c) DAILY PACE CODE A STOP SEARCH RATES 8

 Figure 4: Daily stop search rate per month Apr 22 – Mar 23 8

2. STOP SEARCH LOCATION & DAY OF WEEK 9

a) LOCATION OF PACE CODE A STOP SEARCHES 9

 Figure 5: Location of PACE Code A stop searches Apr 22 – Mar 23 9

c) PACE CODE A STOP SEARCHES BY DAY OF WEEK 9

 Figure 6: Weekday of PACE Code A stop searches Apr 22 – Mar 23 9

3. OBJECT OF SEARCH, LEGISLATION, OUTCOMES and POSITIVE OUTCOMES 10

a) OBJECT OF SEARCH & LEGISLATION USED 10

 Figure 7: PACE Code A stop search volumes by Object of Search and Legislation Apr 22 – Mar 23 10

b) OUTCOMES 10

 Figure 8: PACE Code A stop search volumes by Outcome Apr 22 – Mar 23 10

 Figure 9: Percentage of PACE Code A stop searches resulting in Police Action Taken Apr 22 – Mar 23 11

 Figure 10: Percentage of PACE Code A stop searches resulting in Arrest Apr 22 – Mar 23 11

4. PERSON ATTRIBUTES 12

a) AGE RANGE/GENDER (“Person”, and “Person & Vehicle” records only) 12

 Figure 11: PACE Code stop search volumes by Age Range and Gender Apr 22 – Mar 23 12

b) SELF DEFINED ETHNICITY (“Person”, and “Person & Vehicle” records only) 13

 Figure 12: Stop Search volumes by Self-Defined Ethnicity Apr 22 – Mar 23 13

c) OFFICER DEFINED ETHNICITY (“Person”, and “Person & Vehicle” records only) 14

OFFICIAL

Figure 13: PACE Code A stop search volumes by Officer Defined Ethnicity Apr 22 – Mar 23.....	14
5. 'OUTCOMES' – STOP SEARCHES: 1 APRIL 2022 TO 31 MARCH 2023	15
a) 'FIND RATES' FOR STOP SEARCHES UNDER PACE CODE A	15
Figure 14: PACE Code A Stop Search Find Rate by Self Defined Ethnicity Apr 22 – Mar 23.....	15
b) STOP SEARCHES BY OUTCOME & PURPOSE OF SEARCH	16
Figure 15: Stop Search volumes by Outcome & Purpose Apr 22 – Mar 23.....	16
Figure 16: Stop Search percentages by Outcome & Purpose Apr 22 – Mar 23	16
d) POSITIVE OUTCOME STOP SEARCHES BY OUTCOME AND ETHNICITY	17
Figure 17: Positive outcome stop search volumes by SDE and outcome Apr 22 – Mar 23.....	17
Figure 18: Positive outcome stop search percentages by SDE and outcome Apr 22 – Mar 23	17
PART 2	18
1. CRIMINAL JUSTICE AND PUBLIC ORDER ACT 1994 (SECTION 60) STOP SEARCH NUMBERS AND RATES: 1 APRIL 2022 TO 31 MARCH 2023	18
Figure 19: Section 60 stop search monthly volumes by Location Apr 22 – Mar 23	18
2. SECTION 60 STOP SEARCHES BY OUTCOMES	18
Figure 20: Section 60 stop search volumes by Outcome Apr 22 – Mar 23	18
3. SECTION 60 STOP SEARCHES BY PERSON ATTRIBUTES	19
a) AGE RANGE/GENDER	19
Figure 21: Section 60 stop search volumes by Age Range and Gender Apr 22 – Mar 23	19
b) SELF DEFINED ETHNICITY	19
Figure 22: Section 60 stop search volumes by Self-Defined Ethnicity Apr 22 – Mar 23	19
4. SECTION 60 STOP SEARCH OUTCOMES BY PURPOSE OF SEARCH	19
Figure 23: Section 60 stop search volumes by Outcome & Purpose of search Apr 22 – Mar 23.....	19

OFFICIAL

STOP SEARCH REPORT: 1 APRIL 2022 TO 31 MARCH 2023 (i.e. 365 calendar days)

INTRODUCTION

The Force records the total number of stop search reports added to Niche per month. For the purposes of this report, stop search data is separated into two sections: Police and Criminal Evidence Act (PACE), Code A and Criminal Justice and Public Order Act 1994 (Section 60) stop searches. The information has been provided for the Police Accountability Meeting.

METHOD

The data in this report was extracted from Cheshire Constabulary's crime recording system (Niche) via Power Bi on 25/04/2023.

The data is then processed in Microsoft Excel and analysed for trends and exceptions.

SUMMARY

a) **Part 1 – All Stop Searches**

- There were 12,090 stop searches.
- Police Action was taken in 38.1% (4,601) of stop searches.
- 15.5% (1,873) of stop searches with an outcome resulted in Arrest.
- 61.2% (7,405) of stop searches were for Controlled Drugs.
- The highest number of stop searches were conducted in Warrington LPU (2,050, 17.0%).
- Of the individuals stop searched, 80.7% (9,762) were Male; 75.8% (9,160) self-defined as White; and 24.8% (2,993) were aged 18-24.
- The stop search rate per 1,000 population is highest for individuals whose Self Defined Ethnic Group was Black or Black British (31.4 Stop Searches/1,000 pop). This is 3.6 times greater than the equivalent rate for individuals defined as White (8.8 per 1,000 pop).
- Where the object of search was for Offensive Weapons, Police Action Taken (31.0%) was the lowest. This due to the Northern Area only recording Police Action in 26.3% of Offensive Weapon searches.

b) **Part 2 – Section 60 Stop Searches**

- There were 17 stop searches which were conducted under Section 60 of the Criminal Justice and Public Order Act 1994 all of which were conducted in the Western Area.

PART 1

1. PACE CODE A STOP SEARCH NUMBERS AND RATES

The total number of stop search reports recorded each month was as follows.

Between April 2022 and March 2023, there were 12,090 Stop Search reports recorded on NICHE. There has been an overall upward trend over this time, with large volumes recorded in the latest quarter notably in February 2023 (1,676). In the latest quarter (Jan 23-Mar 23) there has been 4,368 stop searches a large increase (+1,443, +49.3%) on the previous quarter (2,925). The latest quarter is over double the amount (+128.6%, +2,457) compared to the same period last year (Jan 22-Mar 22, 1,911).

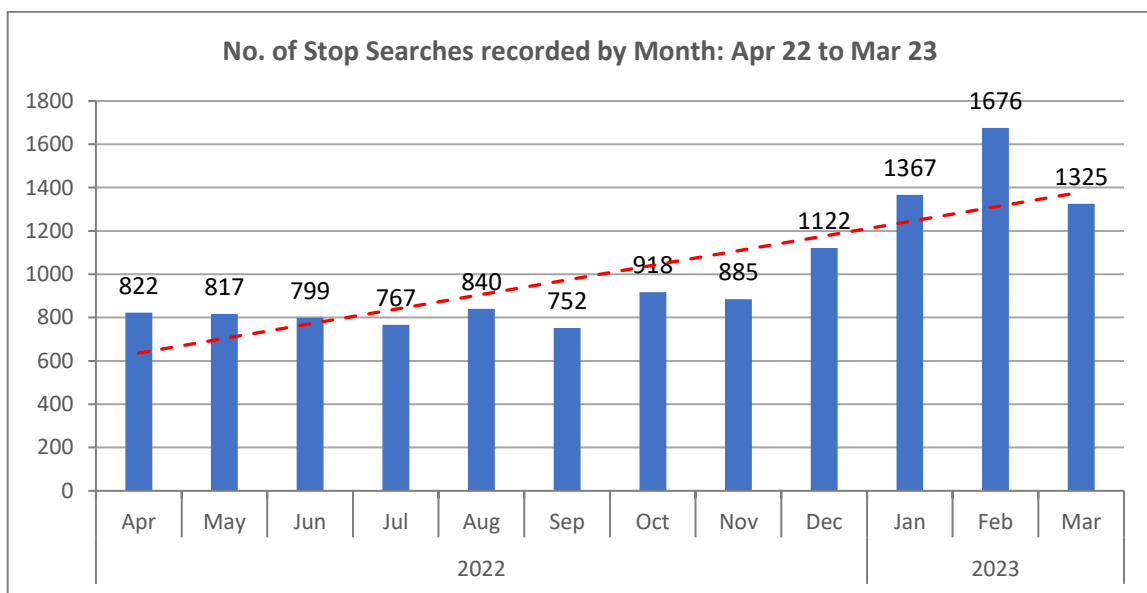


Figure 1: PACE Code A stop search volumes Apr 22 – Mar 23

a) **FORCE STOP SEARCH TREND**

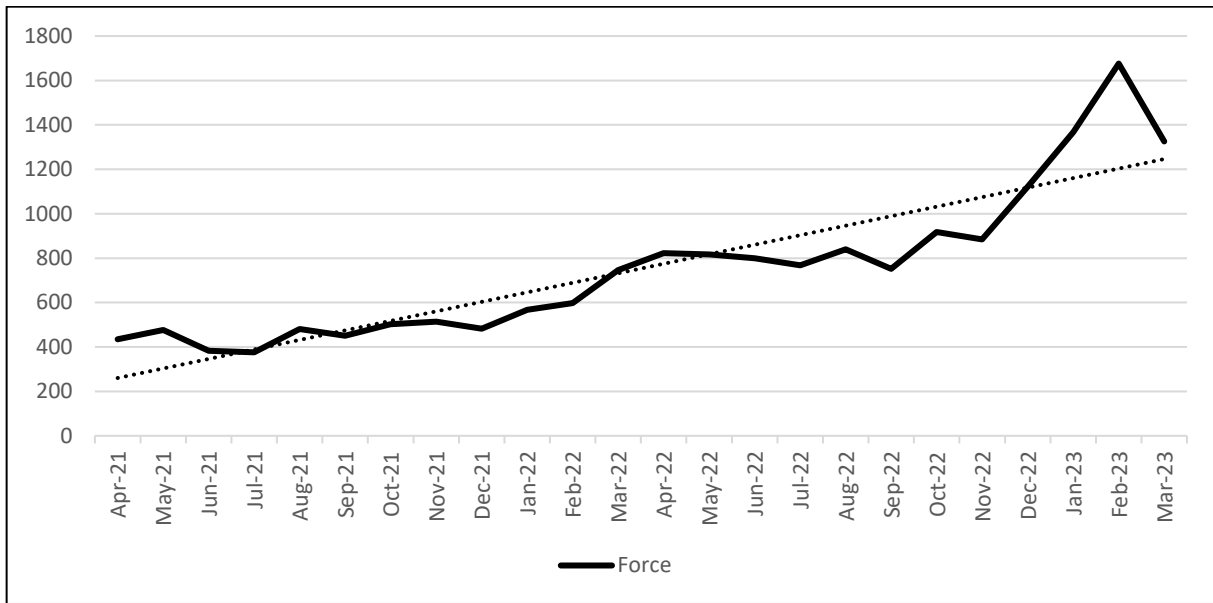


Figure 2: Stop Search Volumes trend over time (Apr 21-Mar 23)

The total number of PACE Code A stop searches recorded has increased (+101.1%, +6,078) when comparing 12 months to Mar 2023 with 12 months to Mar 2022.

b) **AREA STOP SEARCH TREND**

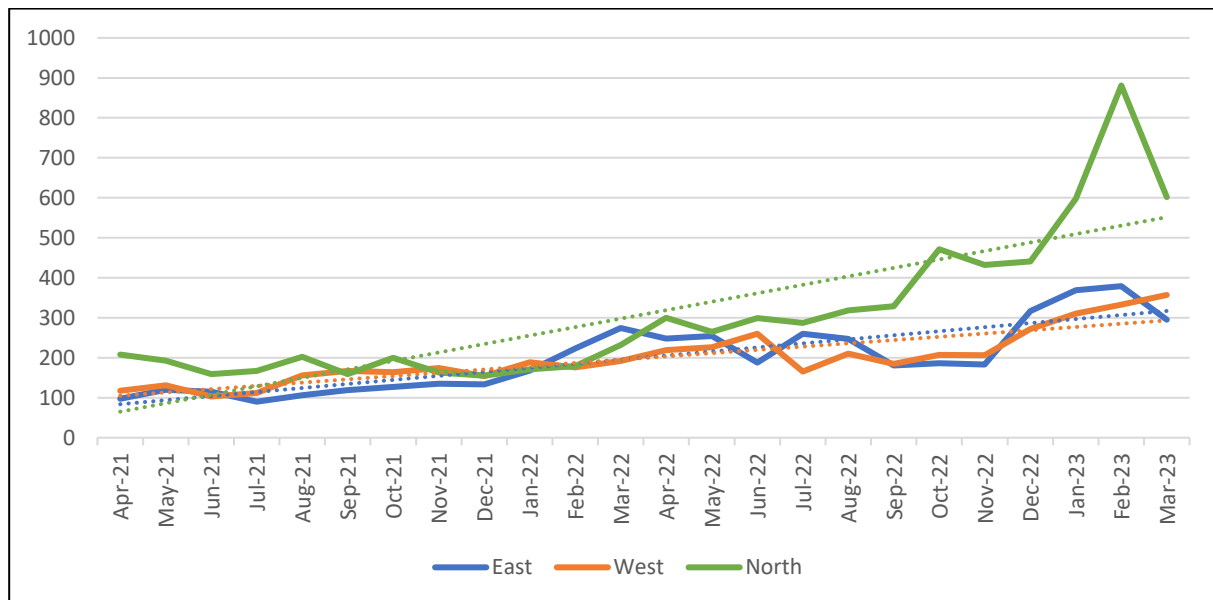


Figure 3: Stop Search Area Volumes trend over time (Apr 21-Mar 23)

In the most recent quarter, the Northern Area (2,081) has seen a large increase in the volume of Stop searches. All Areas have seen an increase in the volume of searches in the most recent quarter compared to the previous quarter.

c) **DAILY PACE CODE A STOP SEARCH RATES**

As expected from the total volumes of stop searches during this period, the trend of the daily stop search rate per month has increased in recent months. For the 12 months to March 2023, the number of stop searches per day was 33.1 compared to approximately 16.4 stop searches per day during 12 months to March 2022. As can be seen below, this ranged from 24.7 at its lowest in July 2022 to 59.9 at its peak most recently in February 2023.

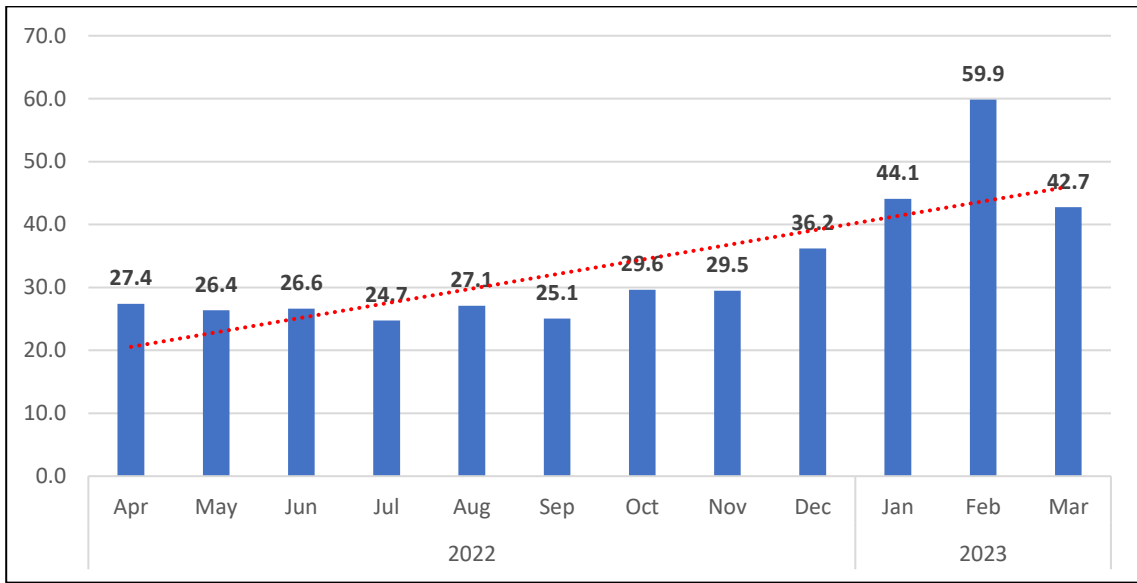


Figure 4: Daily stop search rate per month Apr 22 – Mar 23

OFFICIAL

2. STOP SEARCH LOCATION & DAY OF WEEK

a) LOCATION OF PACE CODE A STOP SEARCHES

Stop search location is recorded as free text within NICHE. The locations derived from these are as follows below. The largest number of Stop Searches occurred in Warrington (2,050, 17.0%), Runcorn (1,903, 15.7%) and Crewe (1,496, 12.4%).




Figure 5: Location of PACE Code A stop searches Apr 22 – Mar 23

c) PACE CODE A STOP SEARCHES BY DAY OF WEEK

The most Stop Searches took place on a Saturday (2,370, 19.6%) followed by a Friday (1,915, 15.8%). The least number of stop searches were conducted on a Monday (1,426, 11.8%).

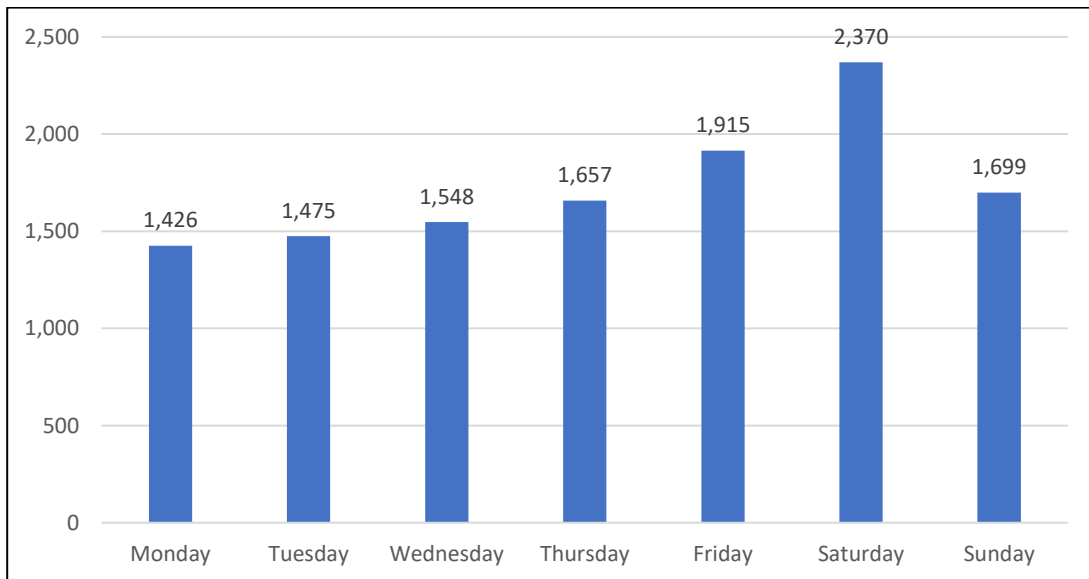


Figure 6: Weekday of PACE Code A stop searches Apr 22 – Mar 23

OFFICIAL

3. OBJECT OF SEARCH, LEGISLATION, OUTCOMES and POSITIVE OUTCOMES

a) OBJECT OF SEARCH & LEGISLATION USED

The majority of Stop Searches recorded during this period were for Controlled Drugs (7,483, 61.9%).

Object of Search	Legislation Used								Grand Total
	Misuse of Drugs Act 1971 (S23)	PACE 1984 (S1)	Firearms Act 1968 (S47)	(blank)	Criminal Justice and Public Order Act 1994 (S60)	Terrorism Act 2000 (S43)	Wildlife and Countryside Act 1981 (S19)	Other	
Controlled Drugs	7,405	68		7				3	7,483
Offensive Weapons	2	1,801	1	1	16			1	548
Articles intended for use in connection with theft	3	1,340		1	1				705
Stolen Property	3	701		1					1,345
Articles intended for use in Criminal Damage	5	543							125
Firearms	3	35	87						1,822
Fireworks		23							1
No Object recorded		1		14					6
Terrorism Act 2000 (Section 43) only		1				6			7
Evidence of wildlife offences		2					4		1
Intoxicating liquor		6							23
Goods on which duty has not been paid		3							15
Crossbows, or parts of crossbows			1						3
Articles for use in theft		1							6
Grand Total	7,421	4,525	89	24	17	6	4	4	12,090

Figure 7: PACE Code A stop search volumes by Object of Search and Legislation Apr 22 – Mar 23

b) OUTCOMES

In most cases (7,455, 61.7%) nothing was found and no further action was taken. Police action was taken in 38.1% of cases (4,601) with 15.5% (1,873) of stop searches resulting in Arrest. In 34 Stop Searches no outcome was recorded which can affect police action taken.

Stop Searches by Outcome: April 2022 to March 2023		Total	% Split
Generalised Outcome	Detailed Outcome		
Police action Taken	Arrest	1873	15.5%
	Item found - No Further action / advice given	1259	10.4%
	Community Resolution	897	7.4%
	Article found - Detailed outcome unavailable	288	2.4%
	Summons / charge by post	135	1.1%
	ASB Warning	47	0.4%
	ASB Dispersal	46	0.4%
	Caution (simple or conditional)	23	0.2%
	Khat or Cannabis warning	16	0.1%
	ASB removal of U16	11	0.1%
	Alcohol Seized	6	0.0%
No Outcome Recorded	No Outcome Recorded	34	0.3%
Nothing found - NFA	Nothing found - No further action	7455	61.7%
Grand Total		12090	

Figure 8: PACE Code A stop search volumes by Outcome Apr 22 – Mar 23

c) POSITIVE OUTCOMES

For the period of Apr 22 to Mar 23, the percentage of PACE Code A stop searches which resulted in police action was 38.1%, although this ranged from 33.4% in Feb to 45.2% in Aug. Overall, the percentage has fluctuated slightly month to month showing an overall downward trajectory, despite some outliers within a selection of different months.

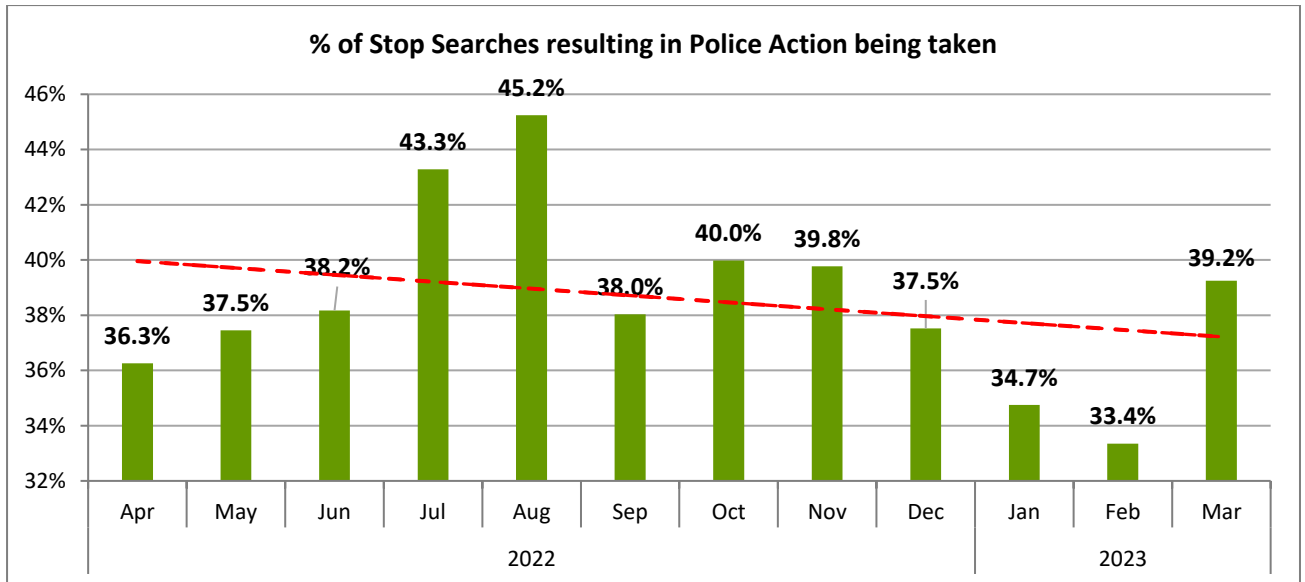


Figure 9: Percentage of PACE Code A stop searches resulting in Police Action Taken Apr 22 – Mar 23

Overall, there is a downward trend for stop searches resulting specifically in arrests (15.5% for the 12-month period) which is similar to police action overall. The lowest percentage for arrests specifically was in February 22 (12.6%) with lower Arrest Rates in the latest quarter as the volume of stop searches have increased.

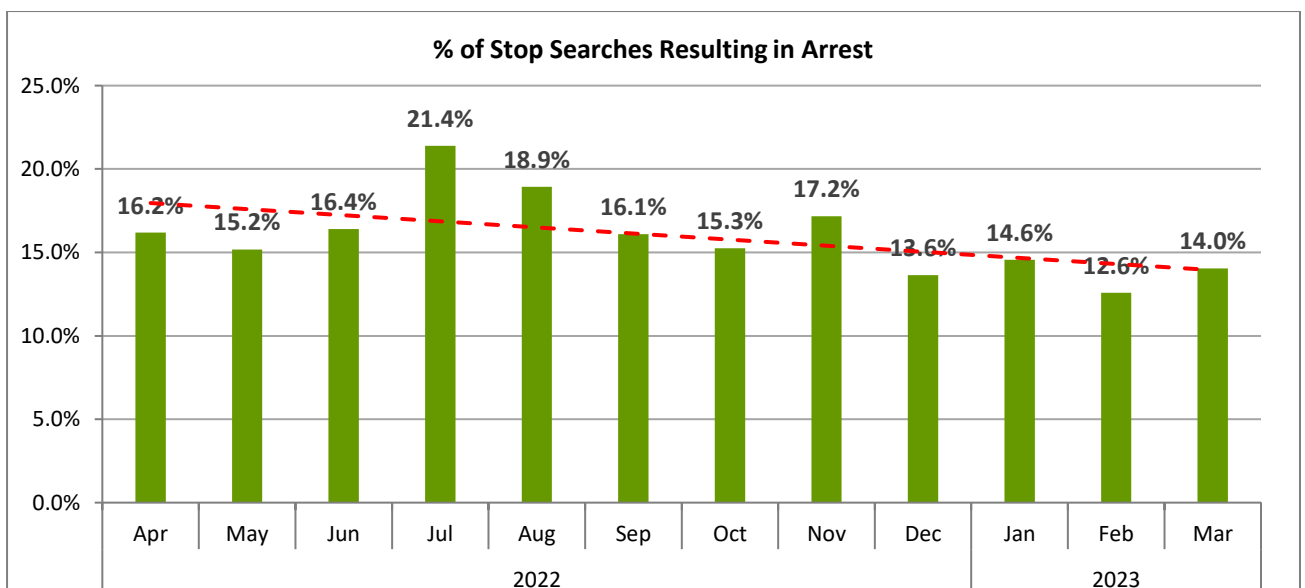


Figure 10: Percentage of PACE Code A stop searches resulting in Arrest Apr 22 – Mar 23

OFFICIAL

4. PERSON ATTRIBUTES

a) AGE RANGE/GENDER (“Person”, and “Person & Vehicle” records only)

Of the total number of individuals stop searched, 20.8% (2,435) were Males aged between 18 and 24. This is slightly a lower percentage to that which was seen at the end of March 22 (24.4%) possibly due to there being lower percentage of males being stop searched overall between Apr 22– Mar 23 (80.7%) than the year Apr 21-Mar 22 (84.5%).

Age Range	Gender			Grand Total
	Male	Female	Unknown	
Under 10	1			1
10-17 Years Old	2435	332	62	2829
18-24 Years Old	2513	409	71	2993
25-34 Years Old	2108	282	23	2413
35-44 Years Old	1481	283	9	1773
45-54 Years Old	735	172	8	915
55-64 Years Old	243	20	3	266
65+	49	4	1	54
N/A	197	18	631	846
Grand Total	9762	1520	808	12090

Figure 11: PACE Code stop search volumes by Age Range and Gender Apr 22 – Mar 23

OFFICIAL

b) SELF DEFINED ETHNICITY (“Person”, and “Person & Vehicle” records only)

Number of Stop Searches per 1,000 population

The overall highest stop search rate per 1,000 population was for individuals whose Self Defined Ethnic Group was Black or Black British (31.4 Stop searches/1000 pop). This is 3.6 times greater than the equivalent rate for individuals defined as White (8.8 searches/1000 pop). The majority of stop searches conducted on those with an SDE of Black or Black British were in the East (89, 42.8%). The proportion of monthly searches on Black or Black British persons has been lower since December 2022

Overall, the number of individuals stop searched from BME ethnic groups was low (572). However, 19.5% (2,358) of stop searched individuals were categorised as Not Stated and these individuals could fall into any of the Self Defined Ethnic groupings, thus impacting on the totals.

Self-Defined Ethnic Group	Self-Defined Ethnicities	Total	Population (2021 Census)	Stop Searches per 1000 pop
White	White - White British (W1)	8530	989198	8.62
	White - White Irish (W2)	120	7261	16.53
	White - Gypsy/Traveller (W3)	0	905	0.00
	White - Roma (W4)	0	874	0.00
	White - Any other White ethnic background (W9)	510	39947	12.77
White Total		9160	1038185	8.82
Asian or Asian British	Asian or Asian British - Indian (A1)	0	8540	0.00
	Asian or Asian British - Pakistani (A2)	0	3978	0.00
	Asian or Asian British - Bangladeshi (A3)	0	1623	0.00
	Asian or Asian British - Chinese (A4)	0	4624	0.00
	Asian or Asian British - Any other Asian ethnic background (A9)	65	6387	10.18
Asian or Asian British Total		65	25152	2.58
Black or Black British	Black or Black British - Caribbean (B1)	39	1342	29.06
	Black or Black British - African (B2)	76	4355	17.45
	Black or Black British - Any other Black ethnic background (B9)	93	919	101.20
Black or Black British Total		208	6616	31.44
Mixed	Mixed - White and Black Caribbean (M1)	48	4448	10.79
	Mixed - White and Black African (M2)	20	2723	7.34
	Mixed - White and Asian (M3)	31	6099	5.08
	Mixed - Any other Mixed ethnic background (M9)	117	4206	27.82
Mixed Total		216	17476	12.36
Other Ethnic Group	Any other ethnic Group - Arab (O2)	0	1938	0.00
	Other ethnic group - Any other ethnic group (O9)	83	6005	13.82
Any Other Ethnic Group Total		83	7943	10.45
Not Stated	Not Stated (NS)	2358	0	0.00
Not Stated Total		2358	0	0.00
Grand Total		12090	1095372	11.04

Figure 12: Stop Search volumes by Self-Defined Ethnicity Apr 22 – Mar 23

OFFICIAL

c) OFFICER DEFINED ETHNICITY (“Person”, and “Person & Vehicle” records only)

Number of Stop Searches per 1,000 population

Most searched persons had an officer defined ethnicity as ‘White’ (10,803, 89.4%). There was 710 persons (5.9%) who were subject to a stop search who had an officer defined ethnicity as from an Ethnic group.

Officer Defined Ethnicity	Total	%
Not recorded/Unknown	577	4.8%
White	10803	89.4%
Black	352	2.9%
Asian	247	2.0%
Chinese, Japanese or any other South East Asian	22	0.2%
Middle Eastern	89	0.7%
Grand Total	12090	100.0%

Figure 13: PACE Code A stop search volumes by Officer Defined Ethnicity Apr 22 – Mar 23

OFFICIAL

5. 'OUTCOMES' – STOP SEARCHES: 1 APRIL 2022 TO 31 MARCH 2023

The Force records whether the outcome of stop searches is linked to the Object of the Search, e.g. an officer was searching for drugs and found drugs. The 'find rate' percentage is calculated by dividing the number of outcome-linked stop searches by the total number of stop searches.

a) 'FIND RATES' FOR STOP SEARCHES UNDER PACE CODE A

During the 12-month period ending March 2023, 22% (2,636) of all stop searches (12,090) resulted in an outcome that is linked to the Object of the Search.

The number of stop searches that are linked to the Object of the Search are higher for those whose self-defined ethnicity is Mixed (26%) and Black or Black British (25%) compared to both White stop searched individuals (22%) as well as to the rate overall (22%).

Code A Stop Searches	White	Asian or Asian British	Black or Black British	Mixed	Any other ethnic group	Not Stated	Grand Total
Number of Outcome Linked SS	2012	15	52	56	20	481	2636
Total Number of SS	9160	65	208	216	83	2358	12090
% Find Rate	22%	23%	25%	26%	24%	20%	22%

Figure 14: PACE Code A Stop Search Find Rate by Self Defined Ethnicity Apr 22 – Mar 23

OFFICIAL

b) STOP SEARCHES BY OUTCOME & PURPOSE OF SEARCH

Where the object of search was for Controlled Drugs the community resolution rate (10.1%) was the highest. Where the object of search was for Offensive Weapons, Police Action Taken (31.0%) was the lowest. This due to the Northern Area only recording Police Action in 26.3% of Offensive Weapon searches.

Outcome	Controlled Drugs	Offensive Weapons	Articles for theft	Stolen Property	Articles for Criminal Damage	Firearms	Other	Total
Nothing found - No further action	4566	1257	832	345	359	66	31	7455
Arrest	997	298	288	199	56	33	2	1873
Item found - No Further action / advice given	799	178	130	72	59	13	8	1259
Community Resolution	758	27	54	36	16	5	1	897
Article found - Detailed outcome unavailable	190	26	18	32	15	4	3	288
Summons / charge by post	100	7	11	12	2	1	2	135
ASB Warning	9	9	3	2	21	3		47
ASB Dispersal	10	16	6	4	10			46
No Outcome	16	1	1	1			15	34
Caution (simple or conditional)	22			1				23
Khat or Cannabis warning	12	2	1		1			16
ASB removal of U16			2		9			11
Alcohol Seized	4	1		1				6
Grand Total	7483	1822	1346	705	548	125	62	12090

Figure 15: Stop Search volumes by Outcome & Purpose Apr 22 – Mar 23

Outcome	Controlled Drugs	Offensive Weapons	Articles for theft	Stolen Property	Articles for Criminal Damage	Firearms	Other	Total
Nothing found - No further action	61.0%	69.0%	61.8%	48.9%	65.5%	52.8%	50.0%	61.7%
Arrest	13.3%	16.4%	21.4%	28.2%	10.2%	26.4%	3.2%	15.5%
Item found - No Further action / advice given	10.7%	9.8%	9.7%	10.2%	10.8%	10.4%	12.9%	10.4%
Community Resolution	10.1%	1.5%	4.0%	5.1%	2.9%	4.0%	1.6%	7.4%
Article found - Detailed outcome unavailable	2.5%	1.4%	1.3%	4.5%	2.7%	3.2%	4.8%	2.4%
Summons / charge by post	1.3%	0.4%	0.8%	1.7%	0.4%	0.8%	3.2%	1.1%
ASB Warning	0.1%	0.5%	0.2%	0.3%	3.8%	2.4%		0.4%
ASB Dispersal	0.1%	0.9%	0.4%	0.6%	1.8%			0.4%
No Outcome	0.2%	0.1%	0.1%	0.1%			24.2%	0.3%
Caution (simple or conditional)	0.3%			0.1%				0.2%
Khat or Cannabis warning	0.2%	0.1%	0.1%	0.0%	0.2%			0.1%
ASB removal of U16			0.1%	0.0%	1.6%			0.1%
Alcohol Seized	0.1%	0.1%		0.1%				0.0%
Grand Total	100.0%	100.0%	100.0%	100.0%	100.0%	100.0%	100.0%	100.0%

Figure 16: Stop Search percentages by Outcome & Purpose Apr 22 – Mar 23

*Other= Fireworks, No Purpose Recorded, Anything which may constitute evidence that they are a terrorist (Terrorism Act 2000 (Section 43) only), Evidence of wildlife offences, Intoxicating liquor, Goods on which duty has not been paid, unlawful imports/exports & Crossbows, or parts of crossbows

OFFICIAL

d) POSITIVE OUTCOME STOP SEARCHES BY OUTCOME AND ETHNICITY

Outcome	White	Asian or Asian British	Black or Black British	Mixed	Other ethnic group	Not Stated	Total
Arrest	1512	6	45	44	25	241	1873
Item found - No Further action / advice given	945	8	23	29	6	248	1259
Other:	1100	9	19	24	7	310	1469
Community Resolution	663	4	14	17	6	193	897
Article found - Detailed outcome unavailable	223	3	1	1		60	288
Summons / charge by post	103	1	3	3	1	24	135
ASB Warning	38	1				8	47
ASB Dispersal	28		1	2		15	46
Caution (simple or conditional)	19					4	23
Khat or Cannabis warning	14					2	16
ASB removal of U16	7			1		3	11
Alcohol Seized	5					1	6
Total	3557	23	87	97	38	799	4601

Figure 17: Positive outcome stop search volumes by SDE and outcome Apr 22 – Mar 23

	White	Asian or Asian British	Black or Black British	Mixed	Other ethnic group	Not Stated	Total
Arrest	42.5%	26.1%	51.7%	45.4%	65.8%	30.2%	40.7%
Item found - No Further action / advice given	26.6%	34.8%	26.4%	29.9%	15.8%	31.0%	27.4%
Other:	30.9%	39.1%	21.8%	24.7%	18.4%	38.8%	31.9%
Community Resolution	18.6%	17.4%	16.1%	17.5%	15.8%	24.2%	19.5%
Article found - Detailed outcome unavailable	6.3%	13.0%	1.1%	1.0%	0.0%	7.5%	6.3%
Summons / charge by post	2.9%	4.3%	3.4%	3.1%	2.6%	3.0%	2.9%
ASB Warning	1.1%	4.3%	0.0%	0.0%	0.0%	1.0%	1.0%
ASB Dispersal	0.8%	0.0%	1.1%	2.1%	0.0%	1.9%	1.0%
Caution (simple or conditional)	0.5%	0.0%	0.0%	0.0%	0.0%	0.5%	0.5%
Khat or Cannabis warning	0.4%	0.0%	0.0%	0.0%	0.0%	0.3%	0.3%
ASB removal of U16	0.2%	0.0%	0.0%	1.0%	0.0%	0.4%	0.2%
Alcohol Seized	0.1%	0.0%	0.0%	0.0%	0.0%	0.1%	0.1%
Total	100.0%	100.0%	100.0%	100.0%	100.0%	100.0%	100.0%

Figure 18: Positive outcome stop search percentages by SDE and outcome Apr 22 – Mar 23

When just looking at only searches which resulted in Positive Police Action, 40.7% resulted in Arrest while 31.9% resulted in an 'Other' method being utilised. Arrest, however, was more likely to be the outcome for those whose self-defined ethnicity was Other ethnic group (65.8%) & Black or Black British (51.7%).

Alternatives to arrest were used at a higher rate for those whose ethnicity was Asian or Asian British (73.9%) & Not Stated (69.8%). It should be kept in mind that the outcomes for those whose self-defined ethnicity was White will be closer to the rates of the searches overall because they account for most of the overall searches and low volumes of other ethnicities will make the percentages more volatile.

PART 2

1. **CRIMINAL JUSTICE AND PUBLIC ORDER ACT 1994 (SECTION 60) STOP SEARCH NUMBERS AND RATES: 1 APRIL 2022 TO 31 MARCH 2023**

Section 60	Jan-23	Feb-23	Mar-23	Total
Chester			3	3
Ellesmere Port		14		14
Grand Total	0	14	3	17

Figure 19: Section 60 stop search monthly volumes by Location Apr 22 – Mar 23

There were 17 stop searches which were conducted under Section 60 of the Criminal Justice and Public Order Act 1994 all of which were conducted in the Western Area. Searches in Chester (4) were conducted on 04/03/2023 in relation to a medium risk Football match (Chester FC v Banbury United), none of which resulted in Police Action. Searches in Ellesmere Port (13) were conducted on 09/02/2023 in relation to a spate of knifepoint robberies.

2. **SECTION 60 STOP SEARCHES BY OUTCOMES**

Section 60 Stop Searches by Outcome: April 2022 to March 2023			
Outcome		Total	%
Police Action Taken	Item Found- NFA/Advice Given	2	11.8%
Nothing Found- NFA	Nothing Found- NFA	15	88.2%
Total		17	100.0%

In most cases (15, 88.2%), nothing was found and no further action was taken. Police action was taken in 11.8% of searches (2).

Figure 20: Section 60 stop search volumes by Outcome Apr 22 – Mar 23

OFFICIAL

3. SECTION 60 STOP SEARCHES BY PERSON ATTRIBUTES

a) AGE RANGE/GENDER

Age Range	Gender			Grand Total
	Male	Female	Unknown	
10-17 Years Old	2			2
18-24 Years Old	6			6
25-34 Years Old	3			3
35-44 Years Old	1			1
N/A	4		1	5
Grand Total	16	0	1	17

Figure 21: Section 60 stop search volumes by Age Range and Gender Apr 22 – Mar 23

Nearly all (16, 94.1%) Section 60 searches were conducted upon Males with the gender unknown in one search. The most common age for those stopped was aged between 18-24 years old (6, 35.3%).

b) SELF-DEFINED ETHNICITY

Self-Defined Ethnic Group	Total	Population (2021 Census)	Stop Searches per 1000 pop
White	12	1038185	0.01
Asian or Asian British	0	25152	0.00
Black or Black British	0	6616	0.00
Mixed	0	17476	0.00
Any other ethnic group	0	7943	0.00
Not Stated	5	0	0.00
Grand Total	17	1095372	0.02

Figure 22: Section 60 stop search volumes by Self-Defined Ethnicity Apr 22 – Mar 23

Where the ethnicity was stated, all persons had an SDE of White (12) with 5 persons not having their SDE recorded.

4. SECTION 60 STOP SEARCH OUTCOMES BY PURPOSE OF SEARCH

Outcome	Offensive Weapons	Articles for theft	Total
Nothing found - No further action	14	1	15
Item found - No Further action / advice given	2		2
Grand Total	16	1	17

Figure 23: Section 60 stop search volumes by Outcome & Purpose of search Apr 22 – Mar 23